

**Agenda for the Meeting of the
Otago Fish & Game Council
to be held on Saturday
13th February 2016
Start 10.30am**

**at Centennial Court Motel
96 Centennial Avenue
ALEXANDRA**

**Agenda for the Meeting of the
Otago Fish & Game Council to be held on 13th February 2016
At Centennial Court Motel, 96 Centennial Avenue, Alexandra**

Commencing at 10.30am

Please note: A Lunch will be provided at 12.30pm

1 Present and Apologies	2
2 Declaration of Interest / Health and Safety Report	2
3 Confirmation of Previous Meeting Minutes	3
4 Matters arising from the minutes	9
5 Communications New Zealand Council	10
5.1 <i>Correspondence from NZC to Otago</i>	10
5.2 <i>Correspondence from Otago to NZC</i>	16
6 Chief Executives Report	17
7 Committee Reports	31
7.1 <i>Clutha Fisheries Trust</i>	31
7.2 <i>NZC Meeting</i>	31
8 Staff and Technical Reports	31
8.1 <i>Aerial Trent Counts 2016 - M Trotter</i>	32
8.2 <i>Confidential Habitat Enhancement Grants – M Trotter</i>	41
8.3 <i>Confidential –Lindis river Bird Survey - P van Klink</i>	41
8.4 <i>Anglers Notice Working Party Summary -C Halford</i>	42
9 Correspondence	50
9.1 <i>Minister of Conservation – Acknowledgment of receipt of Annual Report</i>	50
10 General Business	51

1 Present and Apologies

2 Declaration of Interest

3 Confirmation of Previous Meeting Minutes

**Minutes of Otago Fish and Game Council Meeting
Council Offices, Dunedin
26th November 2015, Commencing at 12.30pm**

1.0 Present:

Monty Wright (Chair), Dr John Jillett, Dan Rae, Dr Mike Turner, Vicky Whyte, John Barlow, Adrian McIntyre, Dave Witherow, Rick Boyd and Murray Neilson.

In attendance: Niall Watson (CE) Ian Hadland (OM), Morgan Trotter (part meeting), Rhys Chamberlain (ODT)

Apologies were received from Ian Cole, Alan Hammond and Colin Weatherall

Resolved (Whyte/McIntyre)

That apologies be received

2.0 Declarations of Interest

The CE noted that additions to the schedule of interests had been provided by:

Murray Neilson – Trustee on Clutha Fisheries Trust

Rick Boyd – Works as a fisheries consultant

Colin Weatherall – Dunedin City Councillor, RMA hearings commissioner, Liquor licencing commissioner

Health and Safety

Nil

3.0 Minutes

Resolved (Jillett/Barlow)

That the Minutes of the meetings on the 29th October 2015 be confirmed as a true and correct record.

4.0 Matters Arising from Minutes

4.1 Contact Energy – The CE advised that there had yet to be a follow up from the meeting with Contact Energy but that they had expressed an interest in visiting the Macrae's hatchery. Otago Fish and Game's position was that Contact had to do more to comply with its consent conditions

5.0 Communications New Zealand Council

5.1 NZC Correspondence to Otago

Nil

5.2 Correspondence from Otago to NZC

Nil

6.0 Chief Executive's Report

6.1 Administration

Finance reports for the month to the end of October 2015 were discussed. Fishing licence sales trends were discussed and Mr Hadland noted that Otago was only 1% behind last year's position even though licence categories had changed and discounted categories including the loyal senior were proving popular. He said other regions were not faring so well but this did not necessarily relate to category switching. Some season sales may have been delayed by the rugby world cup for example

There was a discussion about the essential requirement for promotion where new categories were introduced and the need to expect that actual sales patterns might diverge from predictions. The central role of NZC to promotional effort was noted.

The CE said revenue returns were satisfactory with no outstanding returns although three agents were being monitored as a precautionary measure.

Mr Hadland said that a significant savings in power supply costs had been achieved by changing supplier which involved entering into a 48 month supply agreement.

Agreed that the change in power supplier be ratified

Resolved (Rae/Turner)

That Finance and Licence sales reports to the end of September 2015 be approved.

6.2 Species

No discussion.

6.3 Habitat

Waikoikoi Stream

The complaint about cattle grazing adjacent to a Waikoikoi tributary and the stark contrast with the management of an adjacent riparian area being replanted by the local school was discussed. Concern was also expressed about an area of ploughed land with hay bales in drainage lines for silt mitigation. Staff, were asked to monitor the area.

River access, fencing and re growth of woody vegetation was discussed and referred as an item to the February planning meeting

Kye Burn

The upcoming meeting with Kye Burn irrigators was noted and Mr Wright advised flow had ceased above the confluence with the Taieri.

Wanaka Fish- Out Pond Subdivision Consent Hearing

See 8.7 below

6.4 User Participation

Hukarere Station

The CE reported that he had had a telephone conversation with Alastair Ensor that allowed some scope to look again at access, especially access along the river and from the road to the

river. Vehicle access along the farm road remained a difficulty and rights of access by vehicle down to and across the bridge were disputed. An on-site inspection was planned

There was some discussion about the usefulness of a backcountry fisheries designation for the upper Pomahaka.

Take a Kid Fishing

Council noted that staff had attended Teviot Angler TAKF day at Lake Onslow and hosted a visit to the hatchery from Sutton School. Mr Boyd said the Upper Clutha Anglers TAKF event had been postponed due to bad weather

6.5 Public Interface

The CE advised that the regional MOU with DOC was still awaiting final approval.

6.6 Compliance

Council noted the upcoming rangers training event in conjunction with Southland

6.7 Licencing

No discussion

6.8 Council

Schedule of Meetings

Council queried the venues for 2016 meetings and the CE advised as follows:

Saturday Sunday 13/14 February (Alexandra)

Thursday 21 April - Dunedin

Thursday 16 June - Roxburgh

Thursday 18 August - Cromwell

Thursday 20 October - Dunedin

Tuesday 29 November - Cromwell

6.9 Planning and Reporting

Annual Audit

The CE advised that the audit had been completed without any problems and that the Annual Report had been signed off cleanly. The end of year financial position was a surplus of \$20,424

National Liaison

No discussion

7.0 Committee Reports

7.1 Clutha Fisheries Trust

Mr Rae outlined Trust activity including:

- Support for Helen Keeling's Lake Hayes research
- Work in support of the Lindis minimum flow plan changes
- Kane Road alternative alignment providing access to the Upper Clutha River.
- Investigation of access issue at Poison Creek.

He noted that local bodies (QLDC and CODC) while taking cash reserves contributions were not always triggering access provisions where subdivisions occurred, limiting access to the upper Clutha River.

7.2 New Zealand Council

Dr Jillett outlined NZC business including:

- Guides licence – a meeting with the Minister was planned for the near future and an MOU with guides was close to completion. Revenue from guided angling concessions was seen as revenue that should benefit fisheries management.
- NZC supported Fish and Game withdrawal from the Land and Water Forum given the limited uptake of LAWF recommendations by Government.
- Nation Anglers Survey –should be completed early in the New Year.
- Review of Reserves funding policy was based on a lack of understanding of the law
- Fish and Game Election Regulations are to be reviewed
- Funding for SOP development on fisheries monitoring was approved
- Legal pool funds were granted for the Oreti Cycleway and the Lake Waikare/Whangamarino wetlands cases.
- The Game Bird Habitat Trust is looking for new income streams
- RMA amendment proposals soon to be released
- Use of trailcams on Whakapapa backcountry fishery.

Mr Boyd suggested the technique could be used in Otago and noted that Adam Daniel had a presentation available on the Whakapapa results

(The Council meeting was suspended for the Annual General Meeting at 4.00 pm and resumed at 4.30pm)

8.0 Technical Reports

8.1 Shoveler Monitoring – Trotter

Mr Trotter's report was discussed and it was resolved (Witherow/McIntyre)

That the Report be received

8.2 Habitat Enhancement Fund

Resolved (Whyte/ McIntyre)

That a grant of \$3000 be made to the River Estuary Care: Waikouaiti-Karitane for nursery establishment to enable the group to continue fencing and planting of riparian areas on the river.

8.3 Game Season Regulations - Halford

Resolved (Boyd/Barlow)

That there be, no changes to the 2016 Game Season regulations other than season dates equivalent to the previous season subject to satisfactory January trend count results

8.4 Angler Notice Review - Halford

The report was discussed noting the South Island staff working party's attempts to standardise Schedule 1 conditions as far as possible.

It was resolved (Whyte/Boyd)

That anglers be advised that the following matters are to be included for consideration within the Anglers Notice Review:

- Existing zero bag limits on the Route Burn and Lochy River
- Maximum bag limits on Otago waters generally
- Season and conditions of use for Southern Reservoir including the extent to which it should be restricted to junior angler.

That the following changes be made to the Anglers Notice without further consideration:

- Definition of the downstream boundary of the Greenstone backcountry fishery
- Inclusion of smaller tributaries in definition of named waters

That no changes be made to the Angler Notice relating to fish display areas, or conditions on the use of boats

Council noted that submitters may raise other issues through the submissions process and that the South Island staff working party was still to report on Schedule 1 matters.

8.5 Fern Burn Spawning Survey – Boyd (Upper Clutha Anglers)

The Chair thanked Mr Boyd and the Upper Clutha Anglers for a useful piece of work on the Fern Burn. Resolved (Turner/Rae)

That the report be received

8.6 Quartz Creek Fish Salvage – van Klink

Messrs Boyd and Rae noted the excellent job Mr van Klink had done in organising the salvage and the support of local angling club members. Staff were asked to review consent conditions and water take data and to look at an assessment of the relative value of the Lake Wanaka's tributary streams

It was resolved (Rae/Barlow)

That the report be received

8.7 Wanaka Salmon Fish-out Pond

Mr Boyd's paper on fish farm licencing was discussed. The CE advised that the Inderlee consent had been granted for subdivision and for the operation of a fish-out pond activity. He said that the matters of real interest to Fish and Game were the water quality implications for a fish rearing/holding operation of that scale and whether or not the Fish Farm Regulations limited allowed for such an operation. Water quality was primarily a matter for ORC and Ministry of Primary Industry was the agency responsible for issuing fish farm licences. It was **agreed** the QLDC consent not be appealed but that the water quality aspect and the scope of fish farm licences be investigated further.

Agreed that the matter be referred to the planning meeting in February

9.0 Correspondence – Nil

10.0 General Business

10.1 – Lake Dunstan Mai Mai - Photos of a recently constructed mai mai in Lake Dunstan were circulated and it was **agreed** that the size and character of the structure were difficult to reconcile with Council's position on landscape values.

10.2 – Hatchery

The CE reported further on the subdivision adjacent to the hatchery property and it was **agreed** that the Council should object to the apparent arrangements for stormwater disposal from the property by way of a settling pond and sink area. It was noted that a storm water connection was required to separate subdivision run-off from Bullock Creek Water.

The CE also reported on progress with matters from the discussion at the October meeting

The meeting closed at 5.30pm

5 Communications New Zealand Council

5.1 Correspondence from NZC to Otago

5.1.1 Electionz.com – Report on 2015 Election



9 December 2015

Regional Manager/Chief Executive

2015 REGIONAL FISH AND GAME COUNCIL ELECTIONS

Returning Officer Warwick Lampp presented his report to the New Zealand Fish and Game Council at its meeting in Hamilton on the 20th November 2015. A copy of his report was included in NZ Council agenda papers circulated to regions and Fish and Game Council chairpersons. However, the NZ Council has asked that I circulate it to you specifically for consultation and feedback before further decisions are made.

Resolved (Matthew Hall/Jean Willis)

That the Returning Officer's report be received and be referred to regions for consultation and feedback before the NZ Council considers the points raised.

Warwick Lampp, in introducing his report, explained the elections were carried out in accordance with the Regional Fish and Game Council Elections Regulations 1990. For 2015, elections were required for seven councils. Overall these elections went smoothly with a small number of constituents raising matters of confusion and frustration. The final voting return rate was 25.44% of those on the electoral roll, which is an increase of just under 5% from the 2012 voting return. For 2015, 34.78% of those who voted did so online, up from 29% in 2012.

The Returning Officer's report includes a number of suggestions for improvement in conducting Fish and Game Council elections. The NZ Council accepted that some aspects of legislation needing to be changed will require support from the Minister and Department of Conservation.

Your Council is invited to consider the issues raised in the Returning Officer's report along with any other points of possible concern on the Fish and Game election process and convey these to the NZ Council in time for its 20th May 2016 meeting.

Regards

A handwritten signature in black ink, appearing to read 'Robert Sowman'.

Robert Sowman
Policy & Planning Manager

Statutory managers of freshwater sports fish, game birds and their habitats

New Zealand Council

1st Floor, 2 Jarden Mile, Ngauranga, PO Box 13141, Wellington 6440, New Zealand. Telephone (04) 499 4767 Facsimile (04) 499 4768
Email nzcouncil@fishandgame.org.nz www.fishandgame.org.nz

4 Matters arising from the minutes



FISH AND GAME NEW ZEALAND 2015 REGIONAL COUNCIL ELECTIONS

RETURNING OFFICER REPORT

1.0 Introduction

In November 2014, Fish and Game NZ contracted *electionz.com* Ltd, and appointed Warwick Lampp as Returning Officer for the 2015 triennial elections. The intent of the contract was for *electionz.com* to carry out the election as an independent 3rd party contractor, with the minimum of involvement from Fish and Game Council staff and resources.

Elections were to be called across the twelve regional councils with twelve councillors required for each council except Hawke's Bay, where the number required was eight. Internet voting was to be used for the third time for this year's elections. The elections were to be carried out in accordance with the Fish and Game NZ Election Regulations 1990.

electionz.com had previously carried out four elections in 2003, 2006, 2009 and 2012.

2.0 Pre-election Planning

The Returning Officer prepared a breakdown of the expected returning officer tasks for the election and negotiated a contract fee based on the expected hours to complete the tasks, plus 3rd party costs. The fee was calculated on the basis that all management of the election would be carried out primarily from our offices in Christchurch, with some co-ordination provided centrally by Robert Sowman, and locally by the F&G Regional Managers. The RO fee was split into four components, a fee up to the close of nominations, then separate fees for contested regions for online voting, candidate management and vote processing.

The voting papers for all regions were to be posted back to the Returning Officer in Christchurch for progressive processing throughout the voting period.

This year, I was again appointed Returning Officer for eleven regions and Deputy Returning Officer for Otago.

As in 2009 and 2012, the Returning Officer for Otago, Niall Watson then delegated back to *electionz.com* most of the tasks for running the election, ie preparation of public notices, calling for and dealing with nominations, printing the voter packs, counting the votes and advising the result to them. Although this worked well again in 2015, it is my preference to have the same role for all regions to ensure consistency, particularly if there is a plethora of political issues involved like there are in some regions.

2.1 Election Tasks

As in previous elections, procedures were put in place for communication systems between Fish and Game NZ, the regional offices, and *electionz.com*, including the toll free 0800 666 029 phone number and toll free fax line and a dedicated nominations email account. The following tasks were completed:

- *electionz.com* staff reviewed all election files from previous elections
- appointment of Warwick Lampp as RO by eleven regions and DRO by Otago was formalised
- list of F&G regional offices and *electionz.com* email contacts setup
- nomination papers and first public notices prepared for all regions
- Returning Officer and staff declarations made
- election timetable confirmed and distributed to staff, F&G, and contractors

- contracts put in place with Marketing Impact Ltd and NZ Post for voter pack compilation and distribution
- arrangements made with Adcorp for the publication of public notices in each region, placements confirmed with each regional manager
- existing legislative requirements reviewed and confirmed
- website set up for internet voting
- website set up for daily return statistics

This year all the nomination documents were linked off the F&G website. This was used to host links to all the main election documents, ie nomination forms, candidate handbook, list of confirmed nominations, candidate profiles, and election results. I believe this worked well as everything was in the same place in a consistent format under the control of F&G. I recommend we do likewise in 2018.

Nominations and Electoral Roll Preparation

The design, content, and format of the nomination documents, candidate handbooks, public notices and advertising requirements were reviewed. New versions of all documents were prepared by our in-house designer, and distributed for review and sign off in July/August by Robert Sowman and each regional manager.

Nomination ads were placed in the agreed regional daily newspapers from Saturday 8 August. These followed a similar format and content to previous elections.

The nominations were directed back to the electionz.com office, and new registrations for the electoral roll were directed to each regional office.

Regional electoral roll files were requested in early August to cover the nomination process. It was noted at that stage that the standard electoral files available would not list all licence details held, so it was agreed to work with Kate Thompson in the Eastern F&G office to check any nomination applications that were not included on the electoral roll files. This turned out to be a fairly common requirement, with approximately a third of the nominations needing to be referred to Kate for checking. Kate used that process to update licence holder records for changes of electoral regions etc.

As nominations were received, licence eligibility was checked in-house in the first instance. Where the in-house files were inadequate, further checks were made with Kate Thompson or the regional office concerned. Acceptance of nominations was then confirmed with each candidate either by email or phone. Details of confirmed nominations were circulated to regional managers over the last couple of days of the nomination period. As per usual, nominations were slow to begin with, with most coming in the last week.

Early in the nomination process it became apparent that there was a high interest in the Hawke's Bay region election with a significant volume of enquiries and requests for nomination forms. HB had earlier in 2015 decided to reduce the number of councillors from 12 to 8, which engendered plenty of interest.

Nominations closed at 5 pm on Thursday 27th August 2015. 168 nominations were received across all regions, compared with 159 in 2012, 207 in 2009 and 132 in 2006.

At the close of nominations, elections were required in 7 regions - A/W, Eastern, Hawke's Bay, Nelson Marlborough, CSI, Otago and Southland. Hawke's Bay had the highest number of candidates with 19. **One candidate subsequently withdrew from the Northland region election and there was a further late withdrawal from the Auckland/Waikato region election.**

That meant that the other five regions received insufficient nominations to require an election; namely Northland (11), Taranaki (12), Wellington (12), West Coast (8) and North Canterbury (11). Several applications were received after the close of nominations to have late nominations accepted. In all cases these were rejected.

Following the close of nominations, the list of confirmed candidates were posted on the F&G election page. The seven regions requiring elections forwarded their electoral rolls to the Returning Officer. Each elector in the contested regions was assigned a unique PIN and password identifier to allow them to vote on the internet if they preferred. Data files for the contested regions were then postal sorted and provided to Marketing Impact Ltd for printing and lodgement of the voter packs.

Preparation of the profile statements continued in the week following close of nominations. Once completed the candidate profiles were checked and then compiled into DLE duplex candidate profile booklets and signed off by each regional manager. The profile documents were printed and included in the voter pack along with the voting papers, which had also been signed off by each manager. The general layout of the voting paper was similar in format to 2012. A standard layout of both profiles and voting papers was used for all regions.

At the same time the internet voting site was setup for the seven elections, with the pdf of the candidate profile booklets linked off the e-voting site.

4.0 Lodgement and Database Issues

The voter packs were printed by Marketing Impact Ltd in Wellington, and lodged with NZ Post from Thursday 17th September 2015. There was an initial hold-up with finalising the data while F&G confirmed the consequences of a potential duplicate elector issue. On the morning of Friday 19th September we received notification from Lauren Sutcliffe of her withdrawal from the Auckland/Waikato election. As the voter packs for that region had not yet been printed, it was decided to do a late edit to the voting paper and profile booklet for that region. Unfortunately, because of the print scheduling, this had a flow-on effect to some of the other regions, meaning the voter packs for the Hawke's Bay, Eastern and Southland regions were not lodged until Monday 21st September.

Following the lodgement of the voter packs a number of database changes were required. The most notable affected the Central South Island region, where it was noted that the final update file had not been loaded prior to the creation of the voter packs for that region. A comparison of the two files showed that 168 records were affected, 136 new voter packs were fast-posted on 23 September and a further 32 replacement voter packs were fast-posted on 24 September to those enrolled CSI licence holders that had updated address details after the preliminary electoral roll had closed.

As in previous years we received requests throughout the election period from licence holders wanting to vote who were not enrolled. Similar enquiries were made to the regional offices, although not as many as previous elections. In all cases checks were made with the regional offices to see if the caller should have been enrolled and in which region. Where it was found that the callers should have been enrolled they were issued with a special voting paper. This year 10 special votes were issued for new enrolments and a further 19 updates were applied to cater for members that had been allocated to an incorrect region or wanted a replacement voter pack sent to them.

Further calls were also received from licence holders who wanted to change the region they were enrolled for. This is common practice, and has happened regularly over the last few elections. In most cases these requests were declined.

5.0 Voting

Voting opened on Thursday 17th September. The first internet votes were received on Friday 19th September with the first postal voting papers returned to *electionz.com* on Wednesday 23rd September. Progressive processing of the returned postal voting papers started immediately.

171 voter packs were returned undelivered this year (Gone No Address - GNAs) or 0.98%. This compares with 384 (2.28%) in 2012, 535 (2.53%) in 2009, 427 (6.2%) in 2006 and 350 (3.64%) in 2003. This is pleasing proof of the continual improvement in the integrity of the address database since 2003.

The final voting return rate was 25.44% of those on the electoral roll, which is an increase of just under 5% from the 2012 voting return. See individual region details below:

Region	Number Enrolled	Number Voted	Return %
Auckland/Waikato	2,905	652	22.44
Eastern	2,307	658	28.52
Hawke's Bay	1,735	556	32.05
Nelson Marlborough	880	331	37.61
Central South Island	1,966	630	32.04
Otago	3,175	707	22.27
Southland	4,460	900	20.18

6.0 Results and Summary

All votes were processed by midday on Tuesday 13th October 2015, which was two days after the close of voting on Friday 9th October. The two days were to allow time for the votes that had been posted on Election Day to reach the Returning Officer.

Returned postal votes were captured by high speed scanning. Each voting paper was processed twice by two different operators, and the two files compared and checked to ensure that all votes were recorded accurately. The cumulative internet voting file was imported into the system and reports run to ensure no instances of duplicate voting had occurred. At the same time the informal votes were physically checked to ensure their validity. Once the post-election reconciliation checks had been carried out the election results were produced and checked.

Drafts of the regional result documents were emailed to the respective regional managers for sensibility checks on the afternoon of Tuesday 13 October. The results were then emailed to the candidates after approval had been received from the Regional Managers.

The official results were then publicly advertised for all regions (including the uncontested regions) during the week 17 to 23 October.

This year 34.78% of those who voted did so online, up from 29% in 2012. Most of our clients average about a 35% online return. Like last time we had very good feedback from those that did use it, and it is very beneficial for those needing a last minute voting option. I therefore recommend that it be used **again next time**.

7.0 Hawke's Bay Issues

Several issues arose regarding the Hawke's Bay election

The first issue concerned the content of the candidate profile statements from Pete MacDonald and Simon Lusk, where concern was raised re the factual accuracy of some of their statements. This was raised with both candidates, both of whom either refused to make any changes, or to contact the Returning Officer. The outcome, after considerable debate on the matter, was that the current legislation does not provide any enforceable mechanism for the RO to make changes to profiles without the approval of the candidates. This is a matter that I think requires further consideration by F&G, it may be appropriate to develop a Code of Conduct for Candidates that allows the RO to take appropriate action regarding the content of profiles.

The second issue involved the printed candidate profile statement for Dan Hewko. Mr Hewko had supplied a hand-written profile with his nomination, which then needed to be typed so it could be included in the candidate profile booklet. Unfortunately, the typed version of the profile was not checked, and included errors which were subsequently included in the printed profile. Mr Hewko identified the error about a week after voting opened and requested letters be sent to electors notifying them of the error. I considered the request, but having considered the materiality of the error and the remaining time left in the election to generate any response, I declined the request. See item 5 in the next section for a suggested improvement action to reduce the chances of this happening in the future.

The third issue was the legality of the decision to reduce the number of candidates from 12 to 8 for the Hawke's Bay election, which I gather engendered considerable debate on social media and by candidates regarding the legitimacy and process of the decision in the first instance. At the first **meeting of the new council after the election, it was agreed that the intent of the HB Council was clear** regarding reducing numbers from 12 to 8, and that the decision, and therefore the election result stands. The outcome of this is that it is imperative that all councils sufficiently document any decisions in this regard in the future.

Overall, despite the, at times, emotive behaviour by some candidates I believe the 2015 elections went smoothly and that all licence holders were given the opportunity to elect their respective councils, in accordance with the requirements of the electoral regulations.

8.0 Suggested Changes:

I make the following suggestions for improvements to the election process for 2018.

1. The same independent Returning Officer should be appointed for all twelve regions.

2. To increase participation, allow all licence holders to vote in the election as of right or allow registration up to the close of voting date.
3. Review the process around electorate selection. A specific field should be included on both the paper and online licence purchase forms for that purpose,
4. Encourage licence holders to record their email address wherever possible.
5. Remove the option for candidates to submit their candidate profiles in handwritten or pdf format. Insisting on MS Word document format supply will reduce processing times and potential errors in the profile booklets. Consider using photos along with the profile statements.
6. Review the procedures for updating of the databases by regional managers and Eyede and ensure that dates of birth and email addresses are recorded for all licence holders, and that overseas licence holders are not included.
7. Extend the number of days that voting papers can be accepted to four days after the close of voting to allow for longer postal delivery service by NZ Post.

I take this opportunity to thank Fish and Game NZ for engaging the services of *electionz.com* and I as Returning Officer to carry out the elections. I would also like to record my appreciation to Robert Sowman and all the regional managers and their staff who ably assisted with the election process, sometimes in difficult situations given the 'electioneering' that occurred.

We look forward to being of assistance for the next election in 2018. I would be pleased to answer any **questions that the members of the Council may have regarding the conduct of the election.**

Yours faithfully



**Warwick Lampp
Returning Officer
FISH AND GAME NZ ELECTIONS 2015**

10 November 2015

5.2 Correspondence from Otago to NZC

5.2.1 Nil

CHIEF EXECUTIVE'S REPORT FEBRUARY 2016

6.1 ADMINISTRATION

Finance and Administration

Financial Reports to 30th January 2016

The finance report for the period from 1 September 2015 to 30th January 2016 is attached for your information.

NZC levies for the year have been set at \$850,957 and commission has been calculated at \$94,831. Key budget figures are included in the front of the Annual Work Plan

Expenditure to date is \$863,055 (including levies \$425,478 and commission \$52,412 but excluding depreciation (\$32,630) compared with the annual budget of \$1,896,622 (operational expenditure: \$950,834, depreciation: nil, and levies: \$850,957 and excluding commission: \$94,831).

Total income to date is \$1,287,249 compared with budget of \$1,981,072.

Fishing licence sales revenue received for the year to 31 January 2016 is \$1,233,609 (including commission). The fish budget figures for the full year is \$1,583,698 including commission.

Game licence sales revenue received for the year to date is \$4,164 (including commission). The year's budget for game licence sales is \$312,926 including commission.

Budget and expenditure figures are exclusive of GST

Licence Sales to 1 February 2016

Sales recorded to 31 January are outlined for fish and game licences in the attached table from Eyede and compared with last year on the same date. Figures are inclusive of GST. Fishing licence sales in whole season licence equivalents (LEQs) at 13,129 LEQs are ahead of last year the same time (12,714 LEQs). This remains encouraging given the major change in licence categories. The only caution is that the timing of sales returns has improved with online licencing. The budget LEQ figure for the year (whole season adult licence equivalents) is 14688.

Licence category codes used in the table are: FWF (Family) FWA (Season Adult) FWNA (Non resident Adult) FSLA (Senior) FLAA (Local Area) FWJ (Season Junior) FWNJ (Non-resident Junior), FLBA (Long Break – 9 day) FSBA (Short Break – 3 day) FDA (Adult Day) FDJ (Junior Day)

The game sales for the period are a late return from last year. The game budget LEQ figure is 15,646.

Funds Position at 30th January 2015

ANZ 00 account	\$148,315.20
ANZ 70 account	\$ 693,056.30

Reparation Trust Account

Account balance to 31 August 2015		\$ 55,368
Revenue for current year to 30 January	2016	\$ 8,980
Less Grants		<u>\$ 7,000</u>
Total		\$ 57,348

Term investments as at 30 January 2016:

ASB 0079	\$308,819.91 @ 3.55% maturing July 2016
SBS 44624	\$460,718.29 @ 3.65% maturing June 2016

The sum of \$73,846 is held by Anderson Lloyd in trust for wetland management via DOC.

Agents and Debts

No liabilities or potential liabilities at the present time

Capital Expenditure

A new truck has been ordered

Staff and Health and Safety

A Council vehicle was involved in a two car collision in late January. The vehicle is extensively damaged and is likely to be written off. Injuries amounted to minor scratches. The other driver failed to give way

Land and Buildings

CE to report

Recommendation

That the Finance and Licence Sales Report for the period ending 31 January 2016 be received.

6.2 SPECIES

Waterfowl Monitoring (1111)

Waterfowl trend counts were completed in late January (see separate report)

Spawning Surveys (1112)

Quartz Creek write up continuing.

Population Monitoring: (1113)

Lindis and Cardrona write ups are continuing

Success & Satisfaction (1122)

Peak use surveys have been completed on Wanaka, Wakatipu, Hawea, and Dunstan. A salmon creel survey is underway on the Lower Clutha

Fish Salvage (1131)

Nothing to report

Hatchery Operations

Difficulties experienced with fry rearing have been overcome with more than enough juvenile trout in hand for TAKF days and liberations. Water temperatures at the hatchery have been below 20degC and the fry have done well.

Releases (1161)

9/11/2015	Tomahawk Lagoon	300	1yr	100g +
16/11/2015	Nenthorne Dam	200	1yr	100g+
18/11/2015	Earnsleaugh Pond	50	2yrs	1kg+
4/12/2015	Southern Reservoir	50	2yrs	1kg+
16/12/2015	Earnsleaugh Pond	50	2yrs	1kg+

Game Notice (1171)

Council resolved in November 2015 not to make changes to the 2016 Game Season Gazette unless there was new information coming out of the late January trend counts. Those results are now available and waterfowl trends all fall within acceptable ranges.

Anglers Notice (1172)

Anglers have been advised that the Anglers Notice is under review for the first time since 2011. The review and its scope has been communicated to anglers through media, newsletters and correspondence directly with clubs, guides, and licence agents.

Game Bird Control (1181)

Nothing to report.

6.3 HABITAT

Resource Management (1211)

Resource Management Complaints 2014/15

Date/Agency	Issue	Response
May 2015	A complaint was lodged with ORC about channel works in a Central Otago spawning stream in late May.	ORC are investigating.
August 2015	Complaint about a digger in the Bengier Burn during the spawning season	Works done under emergency provisions because of damage to bridge abutments
June 2015	Complaint about grazing adjacent to Waikoikoi	Reported to ORC. As stream was fenced and grazing was not causing pugging at time of inspection no offence was committed
September 2015	Complaint about feedlot next to Kaitangata Channel and potential for leachate discharge	ORC still to respond

Resource Consents

A further letter has been written to Contact Energy over sports fisheries mitigation following the meeting in late November (previously circulated)

CE to report

Planning (1212)

Manuherikia Catchment Water Strategy Group

There have been no recent meetings of the group but one is scheduled for early February to look at the viability of viability of options for the enhancement of Falls Dam

Minimum and Residual Flow Setting

Minimum and Residual Flows and Transition from Mining Privileges (TMP)		
River	Activity and status	Status
Lindis	Minimum flow & transition from mining privileges (TMP). Overallocated MALF 1860 l/s	Lindis fisheries research has been completed and is currently being written up. Economic analysis has been undertaken by OPUS and BERL, and now released by ORC. The study states that climate factors, not the level of minimum flows, is the limiting factor on agriculture in the catchment, and that the level set for a minimum flow will have a small extra impact in comparison to climate. ORC notified Water Plan Change 5A on 8 th August including a summer minimum flow of 750 l/s, instead of the 450 l/s previously recommended. The submission period has closed and an ORC hearing is scheduled to commence on 31 March 2016 in Wanaka and is expected to last a week Evidence preparation in underway F&G has been liaising with, CFT, DOC, Ngai Tahu (KTKO) to share information.
Cardrona	Minimum Flow & TMP Overallocated	Mainstem fisheries and flow surveys undertaken over the 2014/15 summer period. A minimum flow proposal is expected sometime during 2016 but there is no firm timetable
Waikouaiti	Minimum Flow Fully allocated MALF 258 l/s	F&G have supported a minimum flow of 220 l/s proposed through community consultation.. Further action on the minimum flow has been deferred pending more research by ORC on estuary health which is planned this summer
Pomahaka	Minimum flow MALF 4300 l/s	The plan change has been completed setting minimum flows of 3600 l/s (summer) 7000 l/s (winter), primary allocation limit of 1000 l/s,

	Min Flow 3600l/s (84% MALF)	and a supplementary allocation minimum flow of 13,0000 l/s.
Waiwera	Minimum flow MALF 310 l/s Min Flow 280 l/s (90% MALF)	The ORC hearing panel decision set a 300 l/s summer minimum flow instead of the 260 l/s notified. That decision was appealed to the Environment Court and the matter was resolved through mediation in early December 2015.
Manuherikia	Minimum flow Irrigation scheme investigation. MALF lower river 2126 l/s Overallocated	Collaborative process underway involving F&G. The irrigation scheme proposals which are focussed on raising the level of Falls Dam are at feasibility study stage. The Manuherikia catchment has over 250 mining privileges or deemed permits in place. The present minimum flow at Ophir is considered inadequate
Benger Burn	Minimum flow &TMP. Overallocated	Further action by ORC has been deferred pending more research on water resources and aquifer/surface water interaction.
Sow Burn	TMP Overallocated Residual flow of 70 l/s + off-site mitigation	<u>The Sowburn all-of-catchment consent has been granted by ORC.</u> The residual flow requirement is 70 l/s on a stream that is considered to be ephemeral in nature in the middle reaches. Off-site mitigation conditions include a covenant over a large area of the Maniototo wetlands
Kye Burn	TMP Overallocated MALF 500 l/s	F&G position is that a mainstem environmental flow between 200-300 l/s is required. A meeting was held with irrigators in early December 2015. Their present position is outside the above range at which flow the Kye Burn is unlikely to connect in a meaningful way to the Taieri River. Connection is a key value
Low Burn	Minimum flow TMP Overallocated	No action
Bannock Burn	Minimum flow TMP Overallocated	No action
Quartz Creek	TMP Overallocated	Reports on fishery values (2) competed along with a report on fish salvage. There is little information on stream hydrology.
Tuapeka River	ORC Management	No action

	Flow Report	
	MALF 314 l/s	
12 Mile Creek (Wakatipu)	ORC Management Flow Report	Stream survey work undertaken
Fern Burn	Overallocated?	Status of flows and takes to be investigated

CE to Report

Transition from Mining Privileges (MPs) to RMA Consents

There is a continuing risk that processing of individual consent applications replacing mining privileges in overallocated Central Otago catchments will undermine environmental flow setting but recent agreement on affected party status improves the situation.

The need for a strategic approach to the phase out of mining privileges has been raised with ORC at a recent liaison meeting by Federated Farmers with support from Fish and Game.

Reserves Management (1221)

Work is continuing on the Takitakitoa wetland restoration.

Ian Hadland to report

Wetland Protection (1232)

Lochar Downs Wetland

The Lochar Downs wetland is situated at the head of Lake Dunstan adjacent to the Bendigo Wildlife area. It consists of a long, thin strip of largely native vegetation (red tussock, flax) alongside a small stream at the foot of the river terrace. The wetland is approximately 7 hectares in area, has high natural values, but is sandwiched between developed pasture. It is owned by Lochar Downs Holdings Limited.

Lochar Downs Holdings Limited approached Otago Fish and Game about its farm development plans in September 2015 after a change of ownership. The company plans to improve pasture on the Clutha side of the wetland, and sought advice about what protection and enhancement options were available for the wetland prior to undertaking the development work.

A Fish and Game covenant, under section 77 of the Reserves Act 1977 was recommended, and accepted. Once surveyed and placed on the land title, this will protect the current values of the wetland and provide for its enhancement. It is expected that an enhancement plan will be developed for the area, and funding applications will be made, including through the Habitat Enhancement Fund (HEF) and the NZ Gamebird Habitat Trust.

Current enhancement work involves the removal of willows and fencing the area from stock.

In developing this agreement Fish and Game staff have undertaken to cover costs of covenant survey and registration which is expected to be around \$1200.00.

Staff will report more fully to the April meeting

CE to report

Assisted Habitat (1230)

See HEF applications

River Management (1233)

Nothing to report

6.4 USER PARTICIPATION

Access (1311)

Nothing to Report

Signage (1312)

Sign replaced in the Lochy

Backcountry Fisheries (1321)

Backcountry fishery monitoring is underway over the summer period using staff resources including contract staff. Coverage has included Greenstone, Caples, Lochy, Hunter, Nevis and Dingle Burn.

Magazine Supplements and Newsletters (1331)

The Game Season magazine supplement is in preparation

Reel Life

Monthly contributions to online newsletters Reel Life are continuing

Newspaper Supplements (1332)

Contributions have been made to ODT summer holiday guide

River Reports (1333)

River reports are continuing for the season.

Publications (1342)

Three interactive maps, in cartoon form have been commissioned. They are aimed at introducing families new to angling to safe areas for fishing and recreation.

CE to report

Web Site (1343)

Nothing to report

Fishing and Hunting Events (1351)

Nothing to report

Take-a-kid-fishing (1352)

Nothing to report

Club Liaison (1361)

Nothing to report

Commercial Use (1362)

There have been several instances of guides' clients being found without the required licences. While these cases all appear to be oversight rather than planned non-compliance the situation does underline the need for guides to take responsibility for their clients' compliance with angling rules

6.5 PUBLIC INTERFACE

Liaison (1411)

The draft MOU between DOC and Otago Fish and Game is with DOC and still being finalised.

There is interest from Southland Fish and Game in a Council to Council meeting and I will seek confirmation with ORC on a Council level meeting with them, possibly in March.

A date has been sought for a Council to Council meeting with ORC. The last such meeting was in March 2013.

Media (1431)

There has been good media coverage on angling, compliance, licence sales, angler notice review and environmental matters including drought effects and Water Plan Change 6A implementation.

Advocacy (1432)

There has been some interaction with ORC about the effectiveness of minimum flows and responses to drought conditions. The key issue is whether or not the existing minimum flows are doing their job – that is, are all the surface water takes upstream of those points being progressively required to cease when the various minimum flows are breached.

Tenure Reviews (1433)

An approach has been made to Hukarere Station to allow staff onto the property to assess additional access opportunities to and along the river.

6.6 COMPLIANCE

Ranging (1511)

Continuing ranging activity has resulted in a further 9 offences being detected. Most matters continue to be resolved by reparation. Increased ranger activity has resulted in a higher number of interviews and in turn has uncovered some unlicensed angling. Although not calculated at this stage the compliance rate looks similar to last year.

Ranger Support

A ranger training event was held in November as planned in conjunction with Southland Council

Prosecutions

2 prosecutions are in the pipeline for fishing offences. With one proposed to be heard in Queenstown before the meeting. Another case will be heard in February and three further

matters are being prepared for prosecution. All of these are for fishing without a licence and providing false information.

6.7 LICENCING

Licensing System (1611)

The Eyede licensing system has operated very well over the summer period with only one minor outage. Introduction of the new licence categories has not caused any significant issues. There has been some variation in licence sales patterns between regions with the new categories. Otago sales have generally held up well. Ian Hadland will be reporting on trends to the planning meeting.

OM to report

Agents (1612)

Nothing to report

6.8 COUNCIL

Council (1720)

Nothing to report

6.9 PLANNING AND REPORTING

Strategic Planning (1811)

Councillors should familiarise themselves with the Sports Fish and Game Plan for Otago in advance of the planning meeting on Sunday

Annual Plan

2015/16 Annual Plan implementation is proceeding satisfactorily.

Audit and Annual Report (1831)

Matters arising from the 2015 Annual Report they can be raised for discussion here or in the planning session. Please give me prior warning if you have queries of the financial statements that might require research.

Recommendation

That the 2015 Annual Report be received

National Liaison (1841)

Involvement in RMA planning processes is a fundamental regional Fish and Game Council management activity used to protect or enhance freshwater habitats and access to them. It is the activity which often produces the most tangible gains of any work we do. It provides backbone to our advocacy in that other resource users know we follow through with Court action where we cannot achieve what we want by negotiation.

For over 20 years there has been an anxiety within some parts of Fish and Game about the cost of litigation and an unfounded view that involvement in RMA planning processes with the support of lawyers and expert witnesses is financially unsustainable. This matter is on the planning meeting agenda for a full discussion.

Ian Hadland has a continuing involvement in the introduction of the new licence categories through the licence working party. With better than satisfactory sales figures for the first season in Otago and some interesting variations in trend across the country there is a need for careful analysis and a strong marketing response for next season. This matter is also on the planning meeting agenda for a full discussion.

I am working with Robert Sowman on preparation of material in support of the guides licence regulations. This brings into play the requirement for a guides licence. It is hoped that the guides licencing requirement will be in place in advance of the next fishing season.

The NZC is meeting in Cromwell in March and this gives Otago Council an opportunity to put points of view to them in a formal meeting setting as well as in less formal settings.

Niall Watson
Chief Executive
February 2016

Balance Sheet
Otago Fish & Game Council
 Balance Sheet
 As at 31 January 2016

CAPITAL		This Year	Last Year End
7500	Opening Equity	1,039,201.00	1,039,201.00
9015	Retained Earnings Brght Fwd	<u>1,437,918.74</u>	<u>1,417,494.83</u>
		2,477,119.74	2,456,695.83
	Plus Current Year Operating Surplus/(Deficit)	391,563.62	20,423.91
	TOTAL CAPITAL FUNDS	<u><u>2,868,683.36</u></u>	<u><u>2,477,119.74</u></u>
REPRESENTED BY			
CURRENT ASSETS			
5005	Cash on Hand	200.00	200.00
5022	Stock on Hand	10,510.50	10,510.50
5030	Accrued Interest	1,728.58	1,728.58
5040	Prepayments	13,914.52	13,914.52
5060	ASB Investments	308,819.91	302,790.64
5080	SBS Investments	460,718.29	450,000.00
5800	GST Paid	34,813.56	27.13
6000	Sundry Creditors	28.41	28.41
6040	PAYE Control	2,269.85	0.00
6800	GST Received	0.00	61.16
6805	GST Payments/Refunds IRD	0.00	2,897.76
ACCREC	Trade Debtors	223,865.23	146,594.97
ASB_00	ASB 00 Account	41.15	1.15
NB00	National/ANZ 00 Account	148,067.28	165,546.50
NB70	National/ANZ 70 Account	<u>693,056.30</u>	<u>136,283.86</u>
		1,898,033.58	1,230,585.18
LESS CURRENT LIABILITIES			
6010	Holiday Pay Accrued	60,780.56	60,780.56
6800	GST Received	44,958.02	0.00
6810	Funds received In Advance	210,002.00	210,002.00
ACCCSPAY	Trade Creditors	<u>265,131.03</u>	<u>57,280.36</u>
		580,871.61	328,062.92
	NET WORKING CAPITAL	1,317,161.97	902,522.26
TERM ASSETS			
5070	Anderson Lloyd Investment	<u>73,845.94</u>	<u>73,845.94</u>
		73,845.94	73,845.94
FIXED ASSETS			
7000	Vehicles Purchases	276,292.51	276,292.51
7001	M/V Accum Deprn	(125,526.09)	(106,526.09)
7020	Boat Purchases	100,497.93	100,497.93
7021	Boat Accum Deprn	(74,244.66)	(72,344.66)
7200	Plant Purchases	66,198.01	56,644.10
7201	Plant Accum Deprn	(50,516.64)	(47,146.64)
7300	Furniture & Fittings	30,847.94	30,847.94
7301	Furniture Accum Deprn	(28,380.15)	(27,780.15)
7400	Field Equipment Purchases	34,610.96	34,610.96
7401	Field Eq Accum Deprn	(22,765.40)	(22,565.40)
7440	Land Purchases	414,410.77	414,410.77
7450	Buildings Purchases	629,287.49	629,287.49
7451	Buildings Accum Deprn	(312,468.20)	(306,558.20)
7460	Land @ Fair Value	426,260.00	426,260.00
7462	Building @ Fair Value	162,085.11	162,085.11
7463	Buildings @ FV - Accum Deprn	<u>(48,914.13)</u>	<u>(47,264.13)</u>
		1,477,675.45	1,500,751.54
	NET ASSETS	<u><u>2,868,683.36</u></u>	<u><u>2,477,119.74</u></u>

**Otago Fish & Game Council
Profit and Loss - Summary
for Period Ended Jan:2015/16**

		-----Month to Date-----			-----Year to Date-----					
		Actual	Budget	% of Budget	Actual	Budget	Variance	Annual Budget	YTD Actual Budget	Last YTD
INCOME										
FISH AND GAME LICENCE SA...										
1000	Fishing Licences Income	305,870	0	0%	1,233,609	1,583,696	(350,087)	1,583,696	78%	1,338,423
1006	Game Licences Income	0	0	0%	4,164	312,926	(308,762)	312,926	1%	4,039
		305,870	0	0%	1,237,774	1,896,622	(658,848)	1,896,622	66%	1,342,462
OTHER INCOME										
1010	Interest received	6,835	0	0%	19,684	35,150	(15,466)	35,150	56%	10,786
1020	Fines - Fishing & Game Offences	0	0	0%	48	8,000	(7,952)	8,000	1%	624
1022	Reparallons Trust Fund	1,750	0	0%	1,980	0	1,980	0	0%	(746)
1025	Rent Received	1,378	0	0%	13,255	41,300	(28,045)	41,300	32%	17,070
1065	Fishing Competitions	35	0	0%	538	0	538	0	0%	569
1075	Commissions Income	0	0	0%	910	0	910	0	0%	1,009
1090	Sundry Income	0	0	0%	3,650	0	3,650	0	0%	6,436
1092	Merchandise Sales/Other	203	0	0%	1,014	0	1,014	0	0%	(6,926)
1094	Donations Received	0	0	0%	2,000	0	2,000	0	0%	2,943
1096	RMA Costs Reimbursed	0	0	0%	6,396	0	6,396	0	0%	0
		10,200	0	0%	49,475	84,450	(34,975)	84,450	59%	31,766
	TOTAL INCOME	316,071	0		1,287,249	1,981,072	(693,823)	1,981,072		1,374,228
EXPENDITURE										
SPECIES MANAGEMENT										
	POPULATION MONITOR / MMT	4,011	1,000	401%	4,654	5,000	(346)	12,000	39%	6,138
	HARVEST ASSESSMENT	0	250	0%	0	1,250	(1,250)	3,000	0%	0
	FISH SALVAGE	0	0	0%	0	0	0	0	0%	0
	HATCHERY OPERATIONS	31	1,083	3%	1,091	5,419	(4,328)	13,000	8%	10,226
	RELEASES	0	0	0%	0	0	0	0	0%	0
	REGULATIONS	0	0	0%	0	0	0	0	0%	0
	CONTROL	0	0	0%	0	0	0	0	0%	0
	SPECIES MANAGEMENT-...	4,042	2,333	173%	5,745	11,669	(5,924)	28,000	21%	16,364
HABITAT PROTECTION										
	RESOURCE MANAGEMENT A...	0	375	0%	21,495	1,879	19,616	4,500	478%	4,353
	WORKS & MMT COUNCIL LAND	1,457	292	499%	3,869	1,460	2,409	3,500	111%	32,381
	ASSISTED HABITAT	0	0	0%	0	0	0	0	0%	0
	HABITAT PROTECTION-T...	1,457	667	219%	25,365	3,339	22,026	8,000	317%	36,734
PARTICIPATION										
	ACCESS	0	167	0%	332	835	(503)	2,000	17%	2,375
	SATISFACTION SURVEYS	1,578	0	0%	2,273	0	2,273	0	0%	2,039
	NEWSLETTERS	0	1,250	0%	10,675	6,250	4,425	15,000	71%	12,035
	OTHER PUBLICATIONS	0	416	0%	52	2,088	(2,036)	5,000	1%	0
	TRAINING	0	583	0%	1,629	2,919	(1,290)	7,000	23%	4,300
	CLUB RELATIONS	0	83	0%	491	419	72	1,000	49%	451
	HUTS	129	0	0%	151	0	151	0	0%	0
	PARTICIPATION-TOTAL	1,707	2,499	68%	16,603	12,611	3,992	30,000	52%	21,200

**Otago Fish & Game Council
Profit and Loss - Summary
for Period Ended Jan:2016/18**

	-----Month to Date-----			-----Year to Date-----			Annual Budget	% of Budget	
	Actual	Budget	Variance	Actual	Budget	Variance			
PUBLIC INTERFACE									
LIAISON	0	42	0%	0	210	(210)	500	0%	0
COMMUNICATIONS	0	0	0%	0	0	0	0	0%	538
ADVOCACY	0	583	0%	0	2,919	(2,919)	7,000	0%	0
PUBLIC INTERFACE-TOTAL	0	625	0%	0	3,129	(3,129)	7,500	0%	538
COMPLIANCE									
RANGER ADMIN	5	208	3%	2,010	1,044	966	2,500	80%	338
RANGER TRAINING	0	375	0%	290	1,875	(1,585)	4,600	6%	2,268
COMPLIANCE	0	333	0%	0	1,669	(1,669)	4,000	0%	0
COMPLIANCE-TOTAL	5	916	1%	2,300	4,588	(2,288)	11,000	21%	2,602
LICENCES									
LICENCE PRODUCT/DISTN	0	0	0%	0	0	0	0	0%	0
AGENT SERVICING	23	42	55%	264	210	54	500	53%	(2,573)
COMMISSION	12,557	0	0%	52,412	0	52,412	0	0%	58,180
NZFG LEVIES	212,739	70,913	300%	425,478	354,566	70,912	850,957	50%	447,016
LICENSES-TOTAL	225,319	70,955	318%	478,155	354,776	123,379	851,457	56%	502,623
COUNCIL									
COUNCIL ELECTIONS	0	0	0%	0	0	0	0	0%	0
COUNCIL MEETINGS	391	1,000	39%	5,574	5,000	574	12,000	46%	2,888
COUNCIL-TOTAL	391	1,000	39%	5,574	5,000	574	12,000	46%	2,888
PLANNING / REPORTING									
MMT/STRATEGIC PLANNING	428	0	0%	899	0	899	0	0%	846
REPORTING/AUDIT	0	1,000	0%	14,884	5,000	9,884	12,000	124%	3,835
NATIONAL LIAISON	0	0	0%	0	0	0	0	0%	34
PLAN/REPORT-TOTAL	428	1,000	43%	15,782	5,000	10,782	12,000	132%	4,716
ADMINISTRATION									
SALARIES	51,597	57,127	90%	250,861	285,635	(34,774)	685,517	37%	211,284
STAFF EXPENSES	165	1,851	9%	4,283	9,259	(4,976)	22,202	19%	(5,672)
STAFF HOUSES	0	0	0%	0	0	0	0	0%	0
OFFICE PREMISES	7,035	6,786	104%	28,563	33,948	(5,385)	81,450	35%	37,247
OFFICE EQUIPMENT	220	1,232	18%	1,105	6,172	(5,067)	14,796	7%	1,657
COMMUNICATIONS	443	2,347	19%	9,571	11,739	(2,168)	28,164	34%	14,210
GENERAL	125	1,500	8%	1,887	7,504	(5,617)	18,000	10%	5,046
GENERAL EQUIPMENT	441	803	55%	2,033	4,029	(1,996)	9,650	21%	4,705
VEHICLES	(284)	5,542	(5)%	16,248	27,718	(11,470)	66,505	24%	25,093
ADMINISTRATION - TOTAL	59,743	77,188	77%	314,531	386,004	(71,473)	926,284	34%	293,571
DEPRECIATION	6,526	0	0%	32,630	0	32,630	0	0%	32,630
TOTAL EXPENDITURE	299,619	167,183	191%	895,685	786,016	109,669	1,886,241	47%	913,648
Profit (Loss)	16,452	(157,183)		391,564	1,195,056	(803,492)	94,831		460,580

Otago	2014-2015	Channel	FWF	FWA	FWNA	FSLA	FLAA	FWJ	FWNJ	FLBA	FSBA	FDA	FDJ	Total	Fish LEQ	Total Value
		Agency	2522	3588	268	0	0	426	4	0	0	443	42	7294		
		Retail Book	417	763	0	0	132	0	0	0	0	1362	152	2826		
		Public Online	1283	1476	401	0	140	14	14	0	0	958	59	4338		
		Eyede Call Centre	1	2	1	0	0	0	0	0	0	0	0	4		
		Mail Order	0	0	0	0	0	0	0	0	0	0	0	0		
		Total	4223	5829	670	0	698	18	0	0	2763	253	14462	12714		\$1,588,593
Otago	2015-2016	Channel	FWF	FWA	FWNA	FSLA	FLAA	FWJ	FWNJ	FLBA	FSBA	FDA	FDJ	Total	Fish LEQ	Total Value
		Agency	2787	3464	341	501	360	474	16	52	193	2263	206	10659		
		Retail Book	0	0	0	0	0	0	0	0	0	0	0	0		
		Public Online	1370	1379	432	160	245	172	10	23	129	1699	96	5741		
		Eyede Call Centre	40	34	6	22	1	2	0	1	1	23	1	133		
		Mail Order	0	0	0	0	0	0	0	0	0	0	0	0		
		Total	4197	4877	779	683	606	648	26	76	323	3985	303	16533	13129	\$1,656,805

Report Parameters; Regions: Otago

Seasons 1: Fishing 2014/15; From: 1/01/2014 To: 1/02/2015

Seasons 2: Fishing 2015/16; From: 1/01/2015 To: 1/02/2016

Run on 21/2016 8:11:31 AM

*24 Hour licence count is based on number of days that the licence is valid for. Books are counted from the day they were Processed.

7 Committee Reports

7.1 Clutha Fisheries Trust

7.2 NZC Meeting

8 Staff and Technical Reports

8.1 Aerial Trent Counts 2016 - M Trotter

COUNCIL REPORT FEBRUARY 2016

Aerial Trend Counts

Summary

Aerial trend counts of paradise duck, Canada goose and black swan are undertaken every year during the last week of January, on a selection of molting sites throughout Otago. This count was slightly later than usual due to bad weather delaying flights. There is no indication of a major change in trend count results, and no recommendation for regulation adjustments.

Methods

Approximately 90 waterfowl molting sites, including lakes, rivers, ponds and estuaries throughout the Otago are investigated and bird numbers counted. Flights are made in a fixed-wing light aircraft. Count sites are circled at low level and the numbers of each species (paradise shelduck, black swan and Canada geese) are estimated by Fish & Game staff. Photographs are also taken of the birds and these are counted at a later date to increase accuracy. Trend counts are not designed to be a census of populations, but to reflect population changes by regularly monitoring major molting sites.

Results

Paradise Shelduck

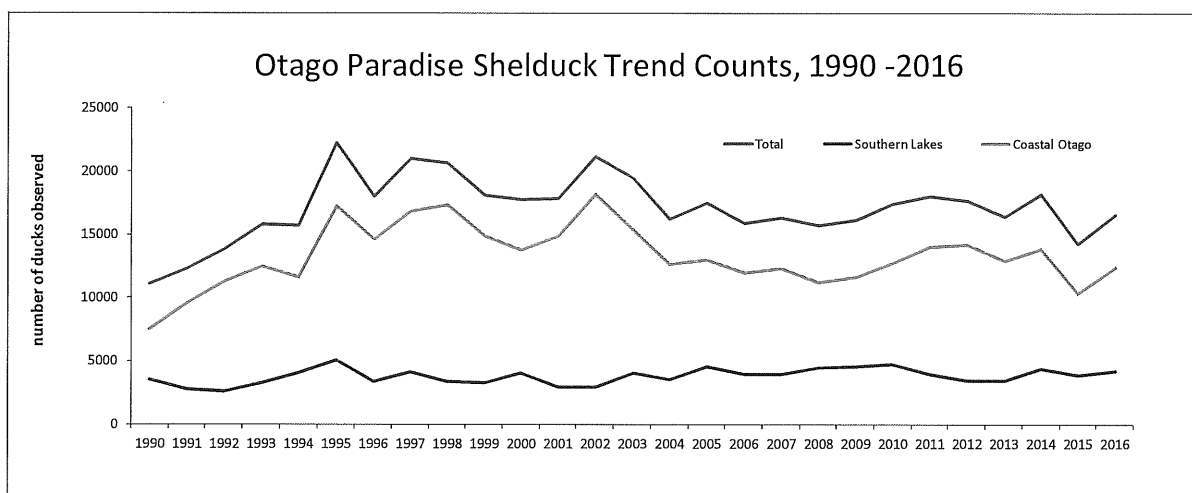


Figure 1: January aerial trend counts of paradise shelduck in the Otago Region, 1990 - 2016

The total number of paradise ducks counted in 2016 was 16,627 (figure 1). An increase on last year's total, which was 14,320, and considered somewhat low. This result has lifted the trend line.

SITE	YEAR					
	2016	2015	2014	2013	2012	2011
Kaikorai Estuary	825	755	437	264	283	552
Tomahawk Lagoon	482	1060	243	290	541	195
Hoopers Inlet	nc	nc	nc	nc	nc	nc
Papanui Inlet	nc	nc	nc	nc	nc	nc
Waikouaiti Estuary	0	0	0	0	0	9
Waikouaiti Sewage	710	820	629	855	745	1054
Hawksbury Lagoon	0	0	0	21	0	32
Macraes Flat Ponds	576	565	157	457	309	275
Two Johns Dam	225	0	20	625	24	81
Peat Bog	24	35	0	6	0	0
Billy's Flat	57	65	287	85	233	120
Stewarts Dam	0	51	0	0	22	0
Shinglea Road Dams	0	0	0	9	18	0
Hunterleigh East Dams	nc	0	0	0	0	0
Sutton Pond	nc	0	0	0	0	0
Middlemarch Sewage	nc	nc	nc	nc	0	0
Kidds Rd (Bruhnes)	8	6	0	166	120	551
Salt Lake	0	nc	0	0	0	0
Andersons Pond	nc	0		nc	0	nc
Springfield Dams	nc	0	0	nc	0	nc
Rocklands Road Ponds	560	45	909	490	473	945
Dunstan Rd Rocklands	21	0	0	0	207	250
Loaganburn Dam	410	12	580	485	637	490
Styx Basin	155	70	685	870	100	200
Linburn Dissipation	5	182	0	0	0	0
Linnburn Dam	62	11	219	0	21	73
Falconers Dam	0	0	10	0	141	0
Totara Creek	0	208	12	198	21	300
Maniototo Taieri River	0	0	0	0	19	0
Duffys Lane	0	538	0	0	0	0
Pateoroa/Creamery Rd	600	0	715	511	0	0
Mathias Dam	0	0	0	0	32	0
Taieri Lake	390	90	350	408	587	550
Rutherfords Dam	0	0	0	246	0	0
Ranfurly Sewage	0	11	nc	nc	0	30
Blakleys Dam	0	0	0	0	0	20
Smiths Dam	0	0	50	0	0	550
White Sow Rd Ponds	80	nc	0	121	82	80
Gillespies Ida Ponds	420	45	455	264	700	223
McSkimmings Dam	230	24	30	82	0	0
Falls Dam	90	186	40	342	345	650
Pennyweight Ponds	0	69	130	191	0	75
Poplar Pump Ponds	nc	nc	384	376	836	411
Merton Hill	710	223	595	459	0	311
McBreens, Patersons	1300	1003	2305	1575	2000	2000
Speargrass Dam	175	182	310	62	261	309
Upper Manorburn Dam	140	513	856	182	0	285
Poolburn Dam	0	9	0	31	0	0
Lake Onslow	925	487	847	900	1570	10
Raes Pond Teviot	20	779	10	19	20	nc
Chitocks Moa Flat	19	0	250	85	181	336

Toropuke Kelso	0	0	0	0	0	88
Upper Waiwera Pond	90	nc	25	10	0	184
Mathersons Dam	10	261	210	373	85	31
Dunvagan Dam	670	216	80	196	251	150
Upper Owaka	nc	nc	0	0	0	0
Catlins Lake	630	605	755	640	553	608
Puerua Estuary	nc	0	0	0	0	0
Old River Channel	nc	12	0	0	0	0
Lake Tuakitoto	710	682	520	755	1883	1464
Lake Waihola	590	508	650	151	135	135
Sinclair Wetland	0	44	0	71	411	0
Lake Waipori	160	39	12	56	159	63
McLarens-Waipori	235	0	0	19	70	0
Ram Island-Waipori	60	0	60	0	165	375
Mt Nicholas Lagoon	283	72	420	320	162	625
Von Lake	nc	nc	nc	0	nc	nc
Pondburn	nc	nc	nc	nc	nc	0
Lower Dart	6	nc	0	0	64	0
Routeburn Station	12	nc	0	8	6	22
Lake Sylvan	145	39	180	6	70	nc
Upper Dart	0	0	nc	0	0	nc
Diamond Lake	395	311	350	500	552	194
Reids Lake	6	0	190	15	4	25
Lower Rees	0	0	0	0	4	0
Glenorchy Lagoons	67	65	42	40	12	108
Lake Luna	nc	nc	nc	nc	nc	nc
Moke Lake	nc	60	nc	nc	nc	nc
Lake Dispute	nc	nc	nc	nc	nc	nc
Lake Johnson	2	nc	nc	nc	nc	nc
Hunter Road Pond	4	0	3	34	24	29
Mooneys Pond	19	74	40	136	nc	139
QT Sewage	628	356	523	280	482	569
Ham Hons Pond	nc	nc	nc	nc	nc	nc
Dingle Lagoon	475	180	86	165	150	165
Hunter Valley	12	nc	nc	nc	nc	nc
Hunter Mouth	215	164	345	470	337	545
Makaroroa Mouth	54	755	585	455	32	265
Wilken Ponds	4	nc	nc	nc	nc	nc
Minaret Station	380	142	70	0	255	8
Matukituki Valley	118	188	22	93	19	73
Wanaka Oxidation Pd	n/a	closed	closed	closed	closed	closed
Big Boggy Lagoon	585	518	502	380	270	285
Lovelocks pond Hawea	no water	985	1024	565	1050	950
Lake Dunstan area	843					
Total Region	16627	14320	18209	16413	17733	18067
Total East Coast	3062	3226	2031	1727	2509	2415
Total Strath Taieri	1471	767	1373	1838	1406	2222
Total Ida/Manuherikia	4010	3520	5962	4483	5732	4274
Total West Otago	19	0	250	85	181	424
Total South Otago	2110	1776	1590	1974	2772	2437
Total Queenstown	1567	977	1748	1339	1380	1711
Total Upper Clutha	2686	2932	2634	2128	2113	2291
Total Maniototo	1702	1122	2621	2839	1640	2293

Figure 2: Otago region paradise duck summer trend counts: raw data 2011-2016 (nc = not counted). Lake Dunstan area (Lake Dunstan and sewage treatment ponds) has been added to the Upper Clutha counting sub-region.

Black Swan

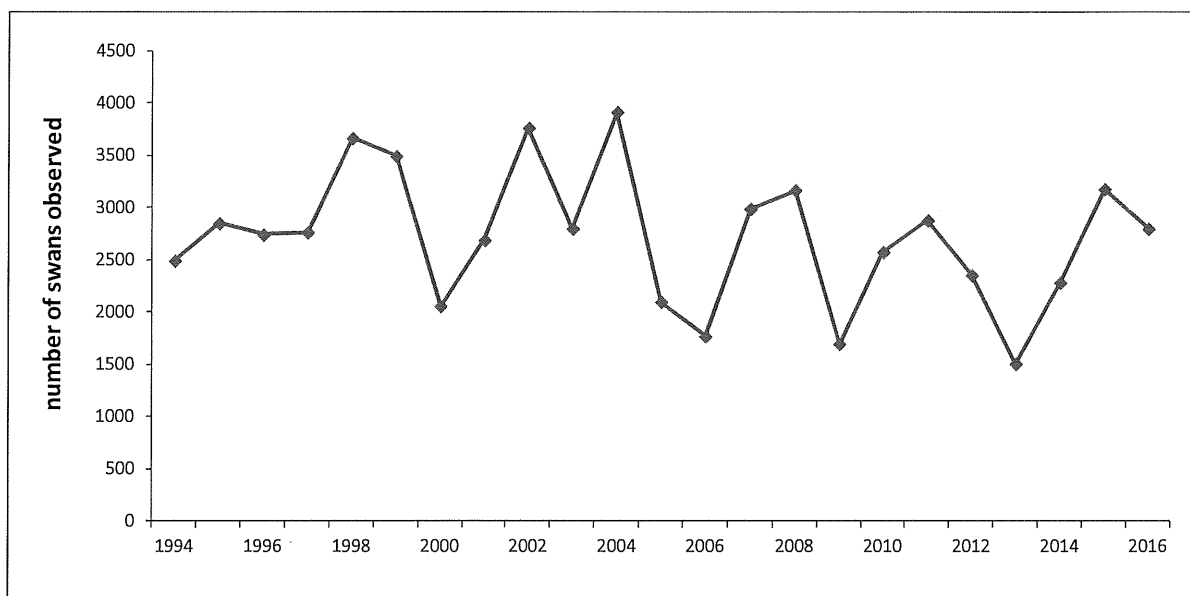


Figure 3: January aerial trend counts of black swans in the Otago region, 1994-2016

The total number of black swans counted in 2016 was 2,798, it was 3,179 in 2015, and 2,284 in 2014.

SITE	2016	2015	2014	2013	2012	2011	2010
Kaikorai Estuary	370	190	15	60	70	30	50
Tomahawk	45	110	80				
Waikouaiti	49	16	15				
Hawkesbury Lagoon	0	0	60	98	40	50	50
Loganburn Dam	0	0	15	5	10	31	40
Styx Basin	37	45	110	290	355	130	200
Linnburn Dam	0	12	6	5	0	6	4
Falconers	0	0		0	0	0	0
Maniototo	76	0	6	0	6	60	50
Kidds Rd	0	0	2				
Mathias Dam	0	0		0	0	10	6
Taieri Lake	0	4		10	4	22	2
Rutherfords Dam	0	0		0	0	10	0
Falconers Dam	0	0	7				
Blakleys Dam	0	0		12	4	2	2
Lake Onslow	0	0	20	15	0	30	20
Falls Dam	0	0		15	5	10	5
Gillespes Ida	0	10		0	4	2	6
McBreens Pond	0	0		0	46	10	10
Upper Manorburn	0	0		0	15	20	4
Poolburn Dam	0	0		5	2	20	0
Mathersons Dam (Waipahi)	0	0		10	4	2	0
Catlins Estuary	2	110	120	11	111	20	4

Puerua Estuary	40	150	0	15	49	10	2
Lower Clutha Mouth	nc	0		20	21	50	30
Clutha Ponding	nc	0		0	0	20	0
Lake Tuakitoto	110	40	130	130	48	300	220
Old River Channel	100	120	65				
Tokomairo Estuary	nc	nc		nc	nc	nc	nc
Lake Waihola	1680	1900	950	600	1200	1150	1150
Lake Waipori	120	210	550	85	180	680	400
Sinclair Wetland	25	0	9	5	111	12	30
Ram's Island Waipori	35	100	22				
Makarora Mouth	0	5	10	8	14	12	6
Big Boggy	0	0		3	12	8	4
Paddock Bay	0	0		nc	nc	nc	0
West Wanaka Lagoons	14	0		5	nc	27	8
Dingle Lagoon	0	2		4	4	4	0
Hunter Mouth	0	8	33	12	16	18	52
Lake Dunstan	0	64		nc	nc	32	65
Mt Nicholas	0	11	6	2	8	4	7
Diamond Lake	nc	0		4	nc	17	8
Reid Lake	30	42		60	4	47	83
Glenorchy Lagoon	65	30	53	18	12	23	59
Lake Johnson	nc	nc		nc	nc	nc	nc
Total Region	2798	3179	2284	1507	2355	2879	2577
East Coast	2324	2526	1701	848	1601	1922	1680
Maniototo	113	61	166	322	379	301	324
Ida Valley & Manuherikia	0	10	0	35	72	62	25
South Otago	252	420	315	186	233	402	256
Upper Clutha	14	79	43	32	46	101	135
Queenstown/ Glenorchy	95	83	59	84	24	91	157

Figure 4: Otago region black swan summer trend counts: raw data 2010-2016

Canada Geese

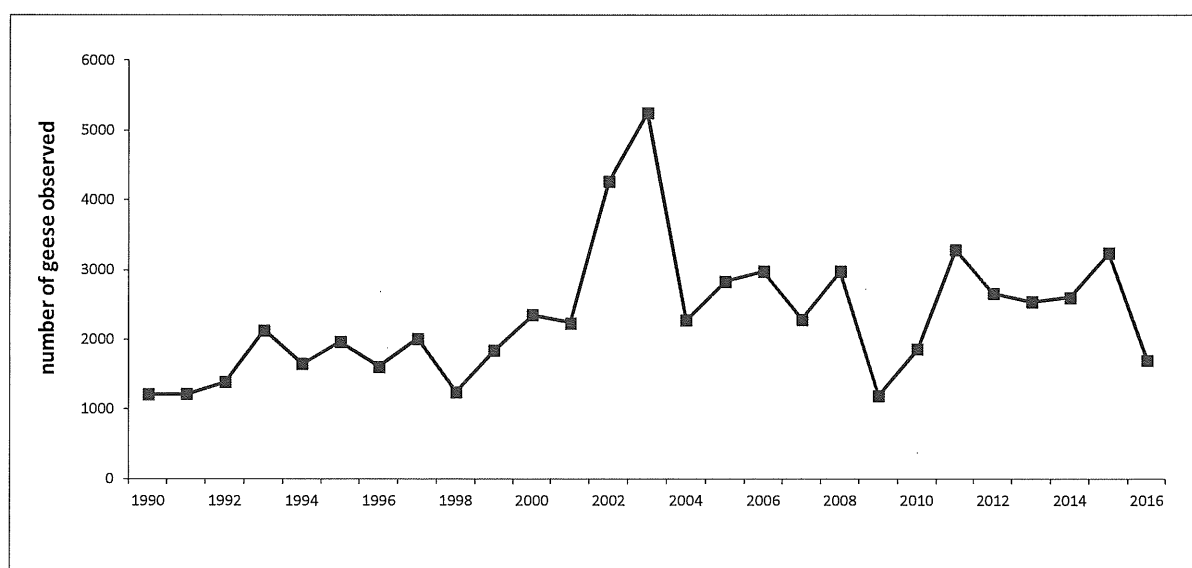


Figure 5: January aerial trend counts of Canada geese in the Otago Region, 1990-2016

The 2016 summer Canada goose count was 1,705, in 2015 it was 3,242, and in 2014 it was 2,604 (figure 5). Six Cape Barren Geese were observed on a pond at Moonies Road, Queenstown. Five cape barren geese were seen there last year.

SITE	2016	2015	2014	2013	2012	2011	2010
Shag Estuary	0	nc		nc	nc	nc	nc
Two Johns Dam	0	0		0		0	0
Loganburn Dam	450	250	500	670	500	1063	530
Styx Basin	250	190	460	120	290	0	0
Linnburn Dam	0	0		0	0	0	0
Maniototo Basin/Taieri Lake	40	0	10	0	209	10	0
Rutherfords Dam	0	0		0	0	0	0
Blaiklies Dam	0	0		0	0	0	0
Lake Onslow	0	570	380	635	590	272	150
Gillespies Ida Ponds/Patersons	0	20	50	0		0	0
McSkimmings Dam	0			0		0	0
Falls Dam	40	95	350	275	120	296	150
Speargrass Dam	40	250	20	45	30	0	50
Upper Manorburn Dam	0	800	275	36	110	63	35
Poolburn Dam	0	260	150	210	80	356	175
Lake Waihola	170	0		45	150	0	0
Hawkesbury Lagoon	25	0	12	35	10	20	20
Dunvagan Dam	0	0		0	20	10	35
Lower Clutha	0	0	48	0	0	20	0
Lake Tuakitoto	270	0	20	68	50	0	0
Dingle Lagoon	120	26	50	80	30	52	15
Dingle Mouth	0	58		52		78	0
Hunter Mouth	180	400	62	74		538	130
Hunter Valley	0	nc		nc	64	nc	0
Hawea Neck	0	nc		0		nc	0
Makarora Mouth	45	150	110	60	33	16	0
Wilken	0	nc		nc		nc	nc
Paddock Bay Wanaka	0	0			155	0	0
Matukituki Valley	0	10		6	12	165	95
Big Boogey	75	24		0	80	45	210
Mt Nicholas Lagoon	0	74	78	80	130	140	200
Von Lake	0	nc		nc		nc	nc
Pondburn	0	nc		nc		0	3
Lower Dart	0	nc		0		0	20
Route Burn Station	0	nc		0		0	35
Lake Sylvan	0	0	5	0		nc	0
Rockburn	0	0		nc		nc	0
Upper Dart	nc	15		nc		nc	nc
Diamond Lake	nc	0		54		87	7
Reid Lake	nc	25		0		48	0
Lower Rees	0	0		0		0	0
Glenorchy Swamp	0	25		0		11	6
Lake Wakatipu (general)	0	0	24	0		0	0
Wyuna Pond	0	0		nc		nc	0
Caples	nc	nc		nc		nc	nc
Total Region	1705	3242	2604	2545	2663	3290	1866
Total Queenstown Area	nc	139	107	134	130	286	271
Total Upper Clutha	420	668	222	272	374	894	450
Total Maniototo	700	440	970	790	1589	1073	680
Total Ida & Manuherikia	120	1995	1225	1201	340	987	410
Total South & East Coast	465	0	80	148	230	50	55

Figure 6: Otago region Canada geese summer trend counts: raw data 2010-2016

Discussion & Conclusions

Paradise duck

The 2016 result was up slightly on last year's count, and similar to historic levels. There is no recommendation for bag limit adjustment.

The flights were later than usual (29 and 31 January) but this is not expected to have affected results significantly. Drought conditions appeared to have influenced the use of some molting sites. Lovelocks pond at Hawea is normally a major molting site but it was completely dry. Birds that normally molt at this site may have been displaced to Lake Dunstan, which has been included as a molting site for future surveys.

Increased monitoring effort is planned for the Manuherikia and Maniototo catchment next year to improve coverage of new irrigation storage dams.

Canada Geese

Geese numbers are recorded in order to maintain the database. The monitoring priority is to locate paradise ducks, not geese. Geese are only counted where they were noted. Total goose numbers were less than last year. This is probably due to farmer culls.

Black swan

The 2016 total was similar to historic trends.

Hunter Harvest

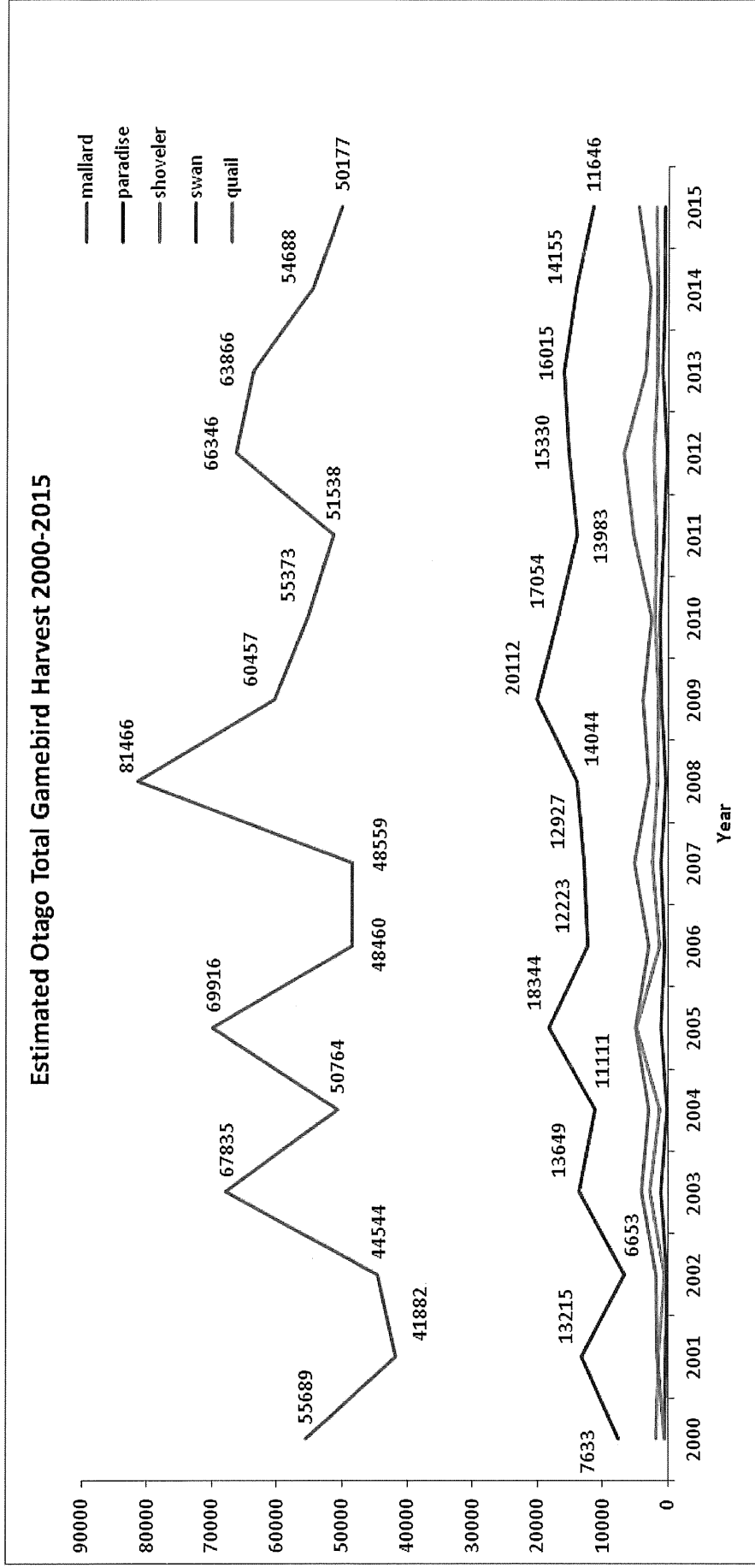
Hunter harvest results (from telephone surveys) from last game season were reported in October 2015. Another summary has been included for Council information (see appendix)

Recommendation


That this report is received.

Morgan Trotter
Fish and Game Officer
03/02/16

Appendix 1



Appendix 2



8.2 Confidential Habitat Enhancement Grants – M Trotter

8.3 Confidential –Lindis river Bird Survey - P van Klink

8.4 Anglers Notice Working Party Summary -C Halford

COUNCIL REPORT FEBRUARY 2016

Anglers Notice Working Party Summary

Background

An Anglers Notice Working Party (ANWP) has been established to review the Anglers Notice with the aim of simplifying and aligning South Island angling regulations to make it easier for anglers to find and interpret angling rules and additionally, reduce content and associated printing costs. This work is running in parallel with the Council's recently advertised review of the Anglers Notice for Otago.

The working party has identified that over recent years the content of the regulation guide has increased considerably and not necessarily to the benefit of anglers. Editing, removal of unnecessary information and formatting is required.

The first meeting of the Group was held on November 16 at the CSI Fish and Game Office in Temuka with discussion focused on the following;

- Review current format for clarity and seek to reduce content
- Improve consistency between regional regulations
- Review historical regulations and eliminate anachronisms
- Review regulations that we tend not to take action over
- Consider whether introductory material in regulation guide books is necessary

Approach Taken

The working party reviewed each section of the First Schedule, critiqued sections where appropriate and provided alternative wording or suggested removal, addition or amalgamation of content. With respect to the second schedule, the working party made general notes on aspects of the content of the six South Island regions while recognising that individual regions had the responsibility to systematically review their independent regional content and improve consistency with other regional regulations where possible.

This summary of the working parties deliberations provides both suggested amendments and reasoning for those amendments.

Proposed Changes to the Introductory Content

The ANWP identified that the introductory content needed changing to clearly direct and draw anglers attention to the First Schedule that was applicable to all regions. In the current format we felt it most likely anglers skipped the First Schedule opting for the regional content in the Second Schedule.

It was identified a need for bold and simple instructions "**How to Use this Book**"

This would draw attention to the need to read the First Schedule before going to the Second Schedule.

Advertising on the Inside cover page 2 should be removed and replaced with page 3. Include on this page a statement “for fishing tips, general information and access points for individual regions, please consult the Fish and Game web site www.fishandgame.org.nz or the appropriate regional Fish and Game office”.

Rationale

- The advertising appears to be filler. By suggesting anglers consult the Fish and Game web site or regional office for information regarding fishing and access, there is no need to put regional summary information at the start of each regions section in the Second Schedule of the regulation book.

Second Page

Commence with Angler’s Notice for Fish and Game Regions as per current bottom half of page 5 and top section of current page 6. Following this, start with the First Schedule.

Rationale

- The working party felt the Code of Conduct section; the National Regulations section and the section titled “Stop the Spread of Freshwater Pests” were not needed in the regulation booklet but could be positioned at the back of the book if desired.
- Also the section titled “Anglers Notice for Fish and Game Regions” was the only preamble required for the First and Second Schedule. There needs to be extra emphasis that the First Schedule contains conditions that apply to **All F&G Regions** and the Second Schedule has **Regional Specific Fishing Conditions** (bold type appropriate).

Deleting the specified sections above will save 3 pages from the regulation guide if they were removed completely.

Proposed Changes to the First Schedule

1. Change the definition of bait

The current definition is;

“**bait**” means

- Natural insect.
- Natural spider.
- Natural worm or worms.
- Natural crustacean.
- Natural fish, excluding fish ova, or any portion of a fish, or shellfish (mollusc), except where stated otherwise in the Second Schedule of this notice.
- Uncoloured bread dough.
- Any scented lure, soft bait and other synthetic imitations with chemical attractant properties, except where stated otherwise in the second schedule of this notice.

Proposed new definition of bait:

“**bait**” means any natural invertebrate, or synthetic lure, or any fish, excluding sports fish either whole, or in part, or their ova.

Rationale

- Simplifies the current list of baits.
- Includes provision for soft baits/synthetic lures etc.
- Maintains prohibition on use of whole, or parts, or extracts of sports fish.
- Provides for continued use of non-sports fish as bait (e.g. bullies, silveries) and avoids conflicts with bag limits and size limits if sports fish were able to be used.
- The working party believes it has always been counter to sports fishing principles to be able to use real fish as lures for sports fishing. With the advent of so many types of lures with and without attractants and emphasis now on having anglers catch fish rather than how they catch fish, it seems there should be a relaxation in the use of fish as bait. However using sports fish or any part of a sports fish should remain prohibited.
- Definition of “synthetic lure” added separately to interpretation.

2. Change the definition of “bait fishing”

The current definition is “bait fishing” means to fish for sports fish with bait.

Proposed new definition of bait fishing:

“**bait fishing**” means to fish for sports fish with bait where that is either a hook rigged with a number of baits or a single bait rigged with a number of hooks, and no more than one such bait assembly may be used.

Rationale

- Removes the need to separately define bait assembly
- Current definition included with some expansion is simplified for the angler so they have less places to look in the regulation book and negates the need for *clause* 2.3.3 in the current regulation booklet.

3. Change the definition of “fly fishing”

The current definition of fly fishing is; “**fly fishing**” means to fish for sports fish with fly rod and fly reel and fly line and artificial lure.

Proposed new definition of “**fly fishing**”

“**fly fishing**” means to fish for sports fish with a fly rod and fly reel and fly line and no more and three artificial flies.

Rationale

- Clarifies current definition and negates the need for *clause 2.3.2*.

4. Proposed new definition of “synthetic lure”

There is presently no definition of “synthetic lure” in the regulations.

Proposed definition of synthetic lure;

“**synthetic lure**” means any lure made by a chemical process or with chemical attractant properties.

Rationale

- Defines synthetic lure as used in the proposed “**bait**” definition to cover scented soft baits etc.

5. Change the definition of “spinner”

The current definition is “spinner” means any artificial lure other than an artificial fly.

Proposed new definition of spinner:

“**spinner**” means any artificial or synthetic lure to which a continuous action is applied.

Rationale

- Retains the current definition of spinner/lure but allows for the use of synthetic lures and artificial flies when fished as a spinner. If synthetic lures are used passively they may only be used in waters where bait fishing is permitted.

6. Change the definition of “spin fishing”

The current definition is; “spin fishing” means to fish for sports fish with a spinner.

Proposed new definition of “spin fishing”

“**spin fishing**” means to fish for sports fish with no more than three spinners.

Rationale

- Clarifies current definition and negates the need for *clause 2.3.2*.
- The new proposed definition of spinner requires that a synthetic lure (which is an artificial lure) qualifies as a spinner only if it is actively fished. This means that a synthetic lure that is not actively fished cannot be used in spin fishing waters unless bait is also permitted.

7. Removal of “freshwater” definition

Rationale

- The definition of freshwater is not referred to in any regional regulations in the Second Schedule of the Anglers Notice but this may require further legal advice.

8. Rename *clause 2* of the First Schedule.

The working party proposes that *clause 2* is renamed “Authorised Equipment”

Rationale

- This will encompass tackle and all equipment such as nets, felt soled waders etc.

9. Change the wording in *clause 2.1*

Clause 2.1 currently reads;

No licence holder shall fish for sports fish except by using a rod and running line and authorised lure (as defined in *clause 7* of this First Schedule)

Proposed change:

No licence holder when fishing for sports fish shall use other than one rod and running line and authorised lures, except when fishing for coarse fish in coarse fishing waters.

Note in the First Schedule under the definition of “coarse fishing waters” there is no restriction on the type or number of baits and no restriction on the use of preparations to attract fish.

Otago has no “coarse fishing waters” but perch are present in some of the region’s waterways.

Rationale

- Negates the need for *clause 2.3.1*

10. Shift *clause 2.3* to where *clause 2.2* presently sits.

Rationale

- What is currently *clause 2.3* is more important information and applies to more anglers than *clause 2.2* (nets and gaffs).

11. Removal of *clause 2.2.1*

When playing a sports fish, a landing net may be used to secure or land that fish.

Rationale

- Whether anglers use a net or not is not really important and doesn’t require a regulation, but this may require further legal advice.

12. Reword *clause 2.2.3*

The current wording is – No licence holder shall use a gaff to secure or land a sports fish except where provided for in the Second Schedule of this notice.

Proposed new wording;

No licence shall use a gaff to secure or land a sports fish except in the Otago Fish and Game Region under *clause 4.1* of their regulations in the Second Schedule of this notice.

Rationale

- Clarifies content and anglers don’t have to search through the Second Schedule of the regulations to see if a gaff is legal equipment.

In the Second Schedule for the Otago Region *clause 4.1* states - When playing a salmon in the Clutha River downstream of Roxburgh Dam, a gaff may be used to secure or land that salmon if it is greater than 450mm.

13. Removal of section 2.3.5 from the First Schedule

Clause 2.3 - No licence holder when fishing for sports fish shall;

2.3.5 - Use in waters other than those where bait fishing is permitted any lure treated with any chemical preparation other than that used solely to control the buoyancy of an artificial fly, except where stated otherwise in the second schedule of this notice.

Rationale

- The first part of the clause applies in the new definition of bait
- The second part allows for the use of chemical preparation for the purpose of buoyancy for flies which is common practice and does not require a specific condition authorising its use.

14. Additional Changes

The working party has also identified other sections in the First Schedule where better wording and formatting can be applied that doesn't alter current regulations but make the guide more presentable and easier to interpret.

15. Second Schedule Regional Content

The working party has identified a number of inconsistencies with regional regulations in the Second Schedule that require further discussion and a tidy up to obtain regional consistency such as;

- Definitions and the use of boats
- Season lengths and method descriptions
- General layout of tables and complete information.

Consideration has also be given to removing most of the introductory page for each region in Schedule 2 because it has little relevance and most anglers have access to the Fish and Game website where this information can be housed. A small introduction for each region and any hotline numbers such as pollution would be sufficient.

Summary

This report provides a summary of the working party deliberations to date but further discussion is still required and accept that changes interpreting law will be subject to legal review.

Further Work

Other Fish and Game Councils have yet to be consulted about the changes proposed above but this will happen in the next few weeks and a progress report will be provided to the April Council meeting along with a summary of submissions from our Anglers Notice review. To date seven submissions have been received.

Recommendations

- 1. That Council discusses the changes proposed by the Anglers Notice Working Party and the further work proposed above.**
- 2. That the report be received**

Cliff Halford
Fish and Game Officer
February 2016

9 Correspondence

9.1 Minister of Conservation – Acknowledgment of receipt of Annual Report



Office of Honourable Maggie Barry ONZM

MP for North Shore
Minister for Arts, Culture and Heritage
Minister of Conservation
Minister for Senior Citizens

5/1/16

24 December 2015

Monty Wright
Otago Fish and Game Council
Cnr Hanover and Harrow Sts
PO Box 76
Dunedin 9054

Dear Mr Wright

Thank you for your letter of 26 November 2015 to Hon Maggie Barry, Minister of Conservation, enclosing the report of the Otago Fish and Game Council for the year ending 31 August 2015.

Your correspondence has been noted and is with the Minister for her information.

Thank you for taking the time to write.

Yours sincerely

Victoria Munn
Ministerial Secretary

Private Bag 18041, Parliament Buildings, Wellington 6160, New Zealand. Telephone 64 4 817 6827 Facsimile 64 4 817 6527

10 General Business



MEMORANDUM

TO: COUNCIL & MURRAY NEILSON
FROM: NIALL
SUBJECT: MEETING START TIME, ELECTION OF OFFICERS AND PRESENTATIONS
DATE: 3/02/2016
CC:

1. Meeting Start Time:

Please note the Council meeting in Alexandra is to start at 10.30 am on Saturday 13th February.

2. Election of Officers:

Positions up for election are Chairman and Executive Committee Member (4 positions). The New Zealand Council Appointee was elected at the October meeting and the NZC appointee (John Jillett) is automatically an executive member replacing Dave Witherow.

Current officeholders are:

Chairman: Monty Wright

Executive: Dan Rae, Vicky Whyte, Adrian McIntyre, John Jillett

3. Presentation

11.00am Otago University – results of recent research on non resident licenceholders

4. Freshwater Research Centre Proposal (see written proposal)

A meeting with the group promoting a freshwater centre at Wanaka Hatchery is scheduled for 4.30pm and will occur after the formal Council Meeting has finished in order to allow for a wide ranging discussion

