



PERFORMANCE REPORT OF THE

**Nelson-Marlborough
Fish and Game Council**

FOR THE YEAR ENDED
AUGUST 31, 2022

Presented to the House of Representatives pursuant to Section 26 X of the Conservation Act 1987.

Hon Poto Williams
Minister of Conservation
Parliament Buildings
WELLINGTON

Dear Minister

I have the honour to submit, pursuant to Section 26 X of the Conservation Act 1987 and Section 44A of the Public Finance Act 1989, the Performance Report and Financial Statements of the Nelson-Marlborough Fish and Game Council for the year ended 31st August 2022.

Yours faithfully



Owen Baigent
Chair
Nelson-Marlborough Fish and Game Council

PERFORMANCE REPORT

1 September 2021 - 31 August 2022

Mission Statement

To manage, maintain and enhance the sports fish and game resource in the recreational interests of anglers and hunters

STATUTORY BASIS

The Nelson-Marlborough Fish & Game Council was established on 4th May 1990 under the Conservation Act 1987 to manage, maintain and enhance sports fish and game birds in the recreational interests of anglers and hunters in the Nelson Marlborough Region.

CONTACT INFORMATION

FISH & GAME CENTRE

Street address 66 - 74 Champion Road, Richmond

Postal address Post Office Box 2173, Stoke

Telephone. 03 - 544 6382

Facsimile. 03 - 544 4058

Email: nelsonmarlborough@fishandgame.org.nz

BLLENHEIM OPERATIONAL CENTRE

Street address.....Grovetown Park, S H 1, Blenheim

Telephone & Facsimile..... 03 - 578 8421

www.fishandgame.org.nz

CONTENTS

	Page
INTRODUCTION	
Purpose of Report	5
Mission Statement	5
Planning Horizon	5
Statutory Functions	6
General Information on the Council	6
ORGANISATION STRUCTURE	
Membership of Council	6
Appointments	6
Management Structure	7
CHAIR'S REPORT	8
MANAGER'S REPORT	
Drift Diving	9-10
Wairau Branch Fish Movement	10
Trend Counts	11-12
Fishery Enhancement Investigations	12
Resource Management Act and Statutory Advocacy	12-13
Reserves and Habitat Enhancement	13
Spawning Habitat Monitoring	13
Didymo	14
Access	14
Back Country Fisheries Management	14
Organised Game Bird Hunts	14
Iwi	14
FINANCIAL STATEMENTS	
Statement of Responsibility	15
Statement of Financial Performance	16
Statement of Financial Position	17
Statement of Cash Flow	18
Statement of Accounting Policies	19-21
Notes to the Performance Report	22-31
STATEMENT OF SERVICE PERFORMANCE	32-56
INDEPENDENT AUDITOR'S REPORT	57-60

1.0 INTRODUCTION

1.1 Purpose of Report

Briefly states the responsibilities and role or mission of the Nelson-Marlborough Fish and Game Council (Fish and Game).

Provides overview reports on the year ended 31st August 2022 by the Council Chairman and Manager.

Provides the audited financial reports of Council activities for the year, including a comparison with the actual amounts in the previous year, the budget estimates according to the Council's operational work plan as approved by the Minister of Conservation and the actual expenditure for the year; and

Describes the audited statement of service performance, being the actual outputs in time and money spent on Fish and Game management activities compared with those Budgeted for the period 1 September 2021 to 31 August 2022.

1.2 Mission Statement

To manage, maintain and enhance the sports fish and game resource in the recreational interests of anglers and hunters.

This is achieved by

- monitoring sports fish and game populations.
- monitoring the success and satisfaction of users.
- identifying and initiating action to maintain and enhance sports fish and game populations and habitats.
- formulating and establishing regulations and policies which ensure the maintenance of sports fish and game populations and the recreational experience.
- promoting recreational angling and game bird hunting and ensuring access to this resource.
- securing compliance with sports fish and game regulations.
- keeping anglers and hunters informed.
- involving users in the decision-making process.

1.3 Planning Horizon

Sports Fish and Game Management plans provide strategic long term (10 year) management planning, with goals, policies, and objectives. This annual report documents the annual performance of the last 12 months of Fish and Game activity in the region.

2.0 STATUTORY FUNCTION

The Nelson-Marlborough Fish and Game Council was established for the purposes of management, maintenance and enhancement of sports fish and game in the recreational interests of anglers and hunters.

The Council has various statutory responsibilities under the Conservation Act 1987 (and its Freshwater Fisheries Regulations 1983) and the Wildlife Act 1953 (and the Wildlife Regulations 1955) and their associated regulatory notices.

3.0 GENERAL INFORMATION ON THE COUNCIL

3.1 Solicitor

Dean Van Mierlo – Planning Solicitor

3.2 Bankers

SBS Bank Nelson

3.3 Auditor

Crowe New Zealand Audit Partnership, on behalf of the Controller and Auditor General, Audit Department.

4.0 ORGANISATION STRUCTURE

4.1 Membership of Council

The Nelson-Marlborough Fish and Game Council have twelve elected Councillors. Six are elected from the six sub-regions and six at large

The members of Council during the year were:

COUNCILLOR	Offices held	Council status	Meetings attended
Jim Anderson	Executive & Fish Committee	Previous only	2
Owen Baigent	Chair & Executive Committee	Previous and current	7
Robin Blackmore	Executive Committee	Previous only	2
Felix Borenstein	Fish Committee	Current only	3
Bill Cash	Game Committee	Previous and current	5
Sebastien Den Doncker	Fish Committee	Current only	3
Guy Gardiner	Executive & Fish & Game Committees	Current only	5
Jack Gauld	Fish and Game Committees	Previous only	1
David Haynes	Fish Committee	Previous and current	4
Steve Holmes	Executive & Game Committee	Previous and current	7
Tom Kroos	NZ Council	Previous and current	5
Ian McLeod	Game Committee	Current only	2
Ben Minehan	Game Committee	Previous only	1
Bill O’Leary	NZ Council and Game Committee	Previous only	2
Ben Sowry	Fish and Game Committees	Previous only	0
Jean Willis	Executive & Fish Committee	Previous and current	7

The Chairman is a member of all committees *ex officio*. Keepa Timms is co-opted onto the Council from Ngai Tahu, Nick King is co-opted onto the Council. Chris Golding and Phil Bradfield from the Department of Conservation attend Council meetings as a non-voting representative of the Minister of Conservation.

4.2 Appointments

Tom Kroos is appointed to the New Zealand Fish and Game Council.

4.3 Management Structure

Day to day administration of the Council is the responsibility of the Manager and his staff, organised into operational and administrative areas.

MANAGER	Rhys Barrier	Richmond
FIELD OFFICERS	Vaughan Lynn	Blenheim
	Lawson Davey	Richmond
	Jacob Lucas	Richmond
SECRETARY	Karen Crook	Richmond
HATCHERY MANAGER	Robert Foster	Wairau Valley

Chair's Report

Another year of uncertainty has passed, and Fish and Game Association is still in limbo regarding the proposed mergers. Nelson Marlborough has had a meeting with West Coast delegates which was considered amicable agreement had been made. After a subsequent meeting with West Coast and North Canterbury, West Coast withdrew from any proposed merger of either Nelson Marlborough or North Canterbury.

After considerable discussion and debate amongst Nelson Marlborough Councillor's, we have concluded that if National Office fixed the funding model there would be no need to amalgamate any region unless some North Island regions wish to do so, that would be their prerogative. It is Nelson Marlborough's considered opinion that we now have limited appetite for proposed amalgamation options for our region.

Putting all politics aside our region is in good heart although the region has been hammered by extensive flooding prior to the new fishing season. The rivers are holding reasonable numbers of fish, with the Rai River system being the unknown until summer drift dive monitoring has been completed. Options for fishery repair may need exploring.

It has been a busy year for staff, with Jacob doing a fantastic job organising the annual pukeko shoot at Wakapuaka with meat retrieved being processed for charity and carcasses being sent to Falcon Trust in Marlborough, nothing wasted. Also, the pheasant hunt on Rabbit Island being well attended. Rhys has been busy monitoring resource consents and water over allocation by Councils, with Lawson being a backup and kept busy with wetland projects. Karen again has done a superb job with office administration and has informed me of a turnaround from a small predicted loss to one of profit, albeit small. This could be attributed to Vaughan being on lessor hours due to ill health, although now recovering.

The fish hatchery is now running smoothly and efficiently due to Rob our current hatchery manager, very hands on

Our game bird season has been a mixed bag especially our ducks, numbers are declining, and urban sprawl is putting pressure on hunting areas.

I would like to thank all staff for their dedication and loyalty. Also, to the support of all Councillors, who give their time freely to ensure smooth running of Council for our region.

The Best Region.

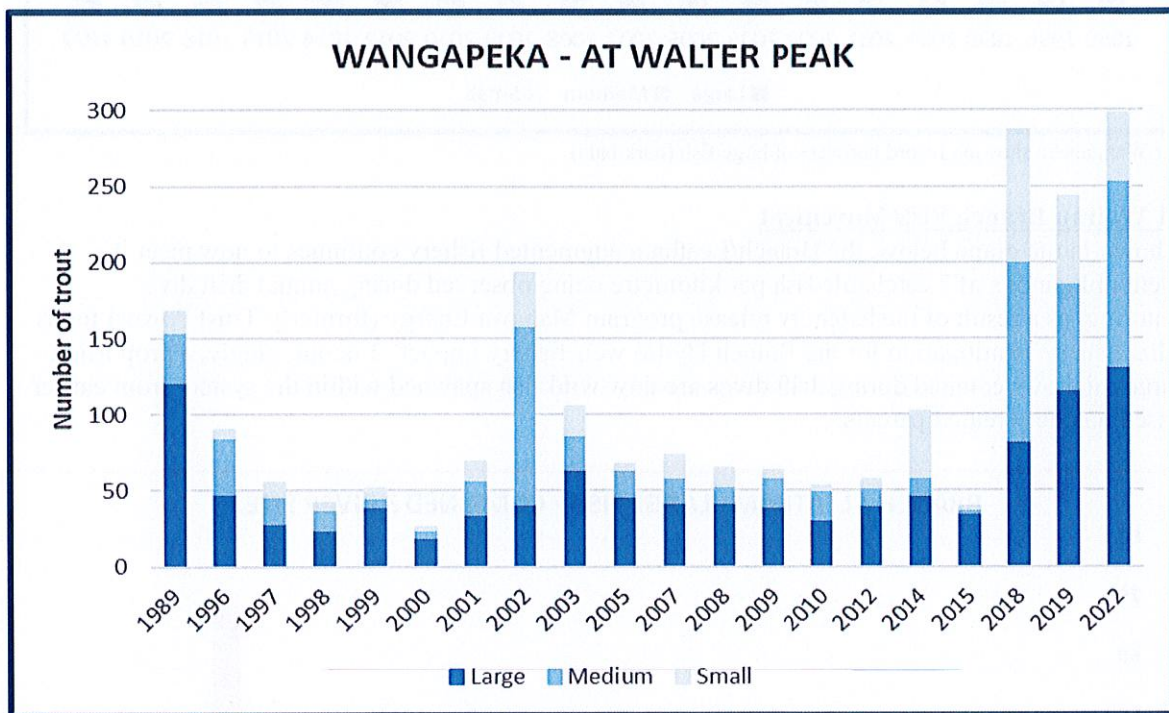


Owen Baigent
Chair

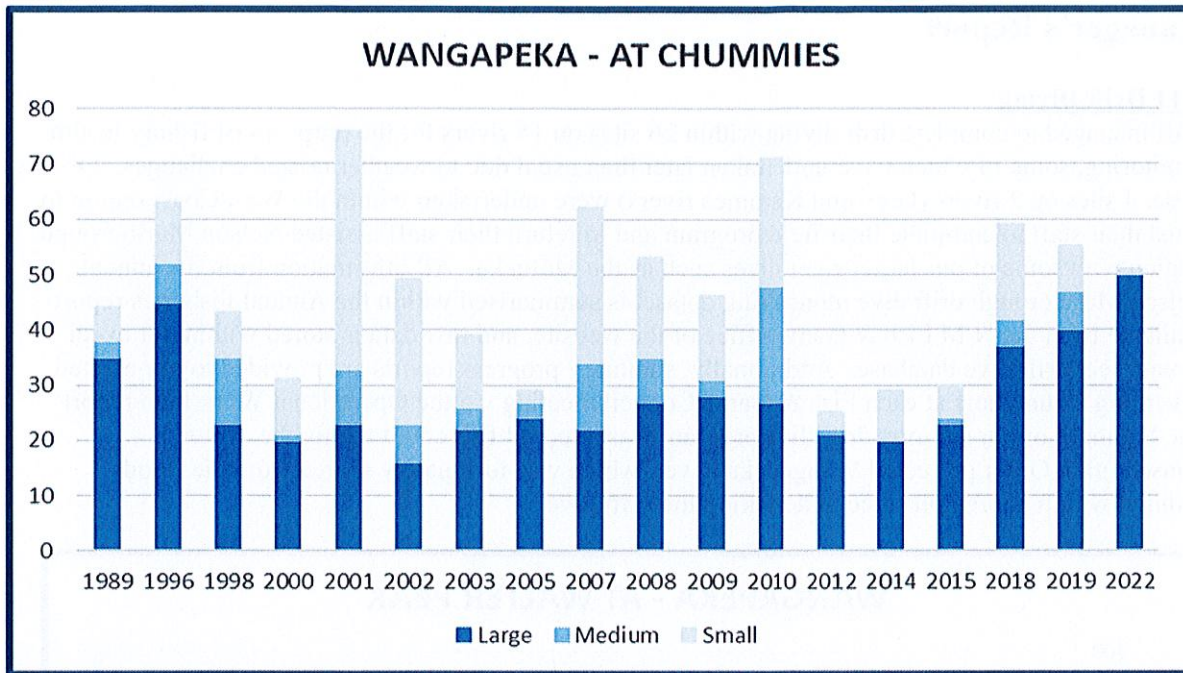
Manager's Report

1111 Drift Diving

Staff managed to complete drift diving within 26 sites on 15 rivers for the purposes of fishery health monitoring, some of which were undertaken later than usual due to weather related challenges. Of these, 4 sites on 2 rivers (Grey and Karamea rivers) were undertaken within the West Coast region to assist their staff to complete their field program and in return their staff assisted Nelson Marlborough Region with some of our larger river dives such as the Motueka. All information from the annual Nelson Marlborough drift dive monitoring dataset is summarised within the Annual Fisheries report available from the N/M Fish & Game office or the website, and raw data is stored within our excel spreadsheet drift dive database. Additionally, summary progress reports are provided to our elected governing Councillors at each Fish & Game Council meeting via the Operational Work Plan report. The highlight of our summer drift dive program was a record fish count within the Water Conservation Order protected Wangapeka River, which was fortunately spared from the floods endured within the region since undertaking the drift dive.



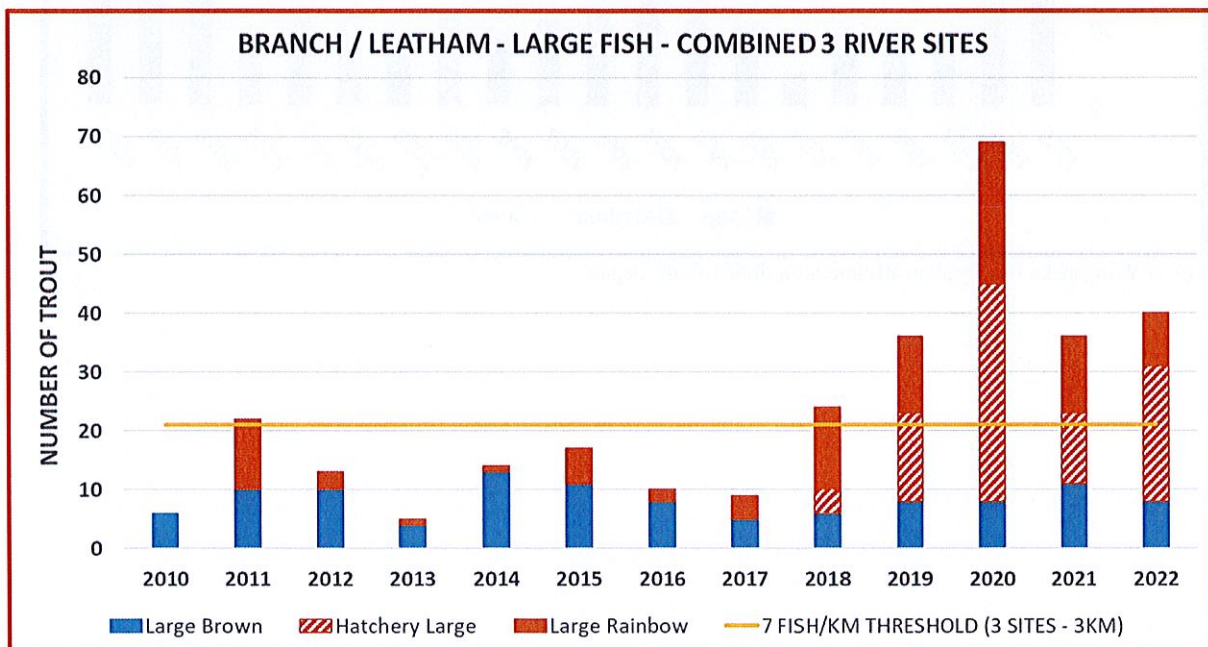
Lower Wangapeka fishery at an all-time high since records began



Upper Wangapeka showing record numbers of large fish (dark bars)

1141 Wairau Branch Fish Movement

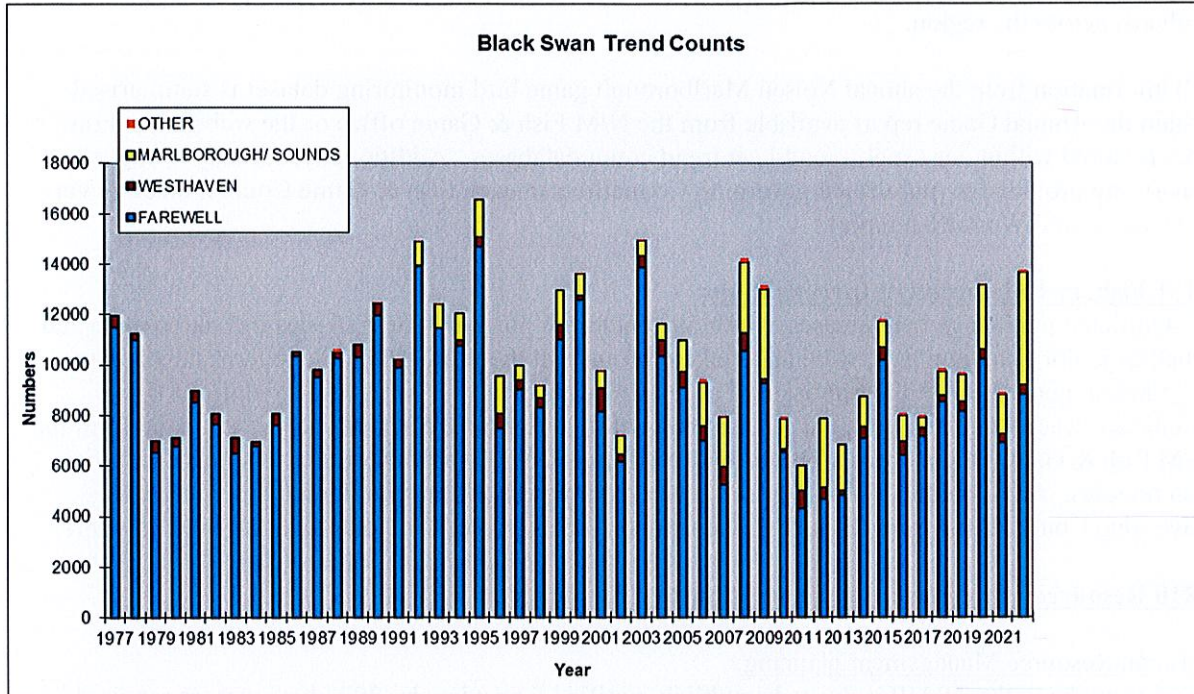
As shown in the graph below, the Branch/Leatham augmented fishery continues to now meet its consent obligations of 7 catchable fish per kilometre being observed during annual drift dive monitoring, as a result of the hatchery release program Manawa Energy (formerly Trust Power) funds for this fishery as mitigation for the Branch Hydro weir fishery impact. Encouragingly, a proportion or large rainbows counted during drift dives are now wild fish spawned within the system from earlier released hatchery reared parents.



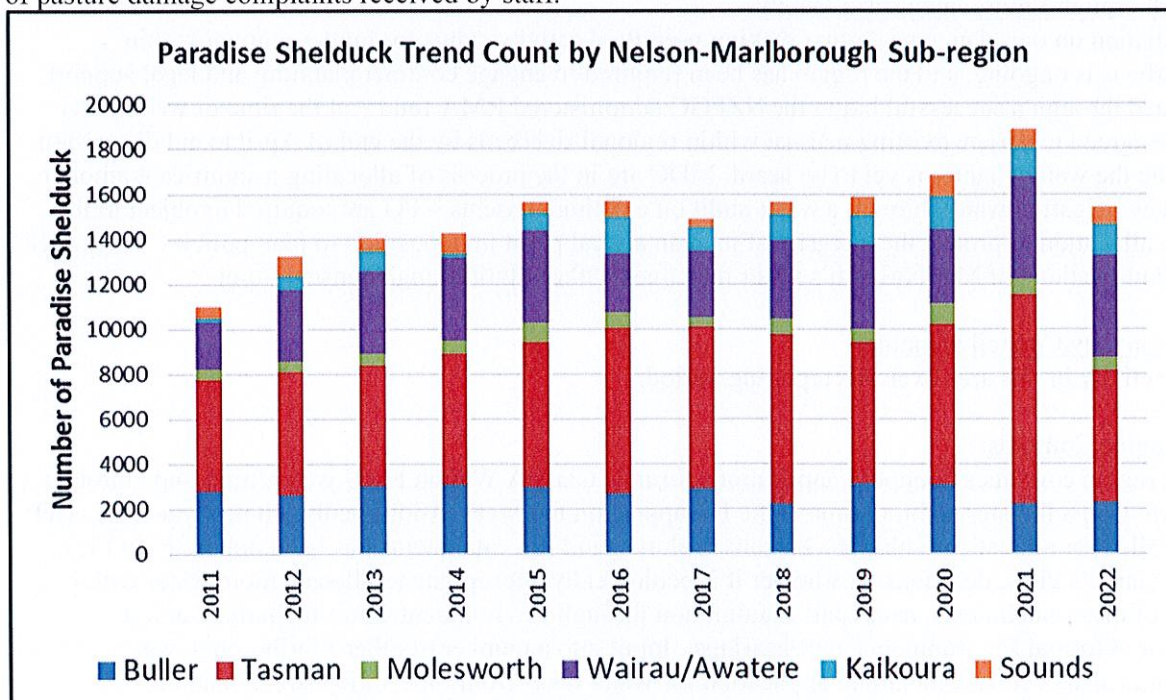
Manawa Energy's annual consent obligation of 7 catchable fish/km (3 x 1 km dive sites = 21 fish) is now being met through its hatchery release program.

1113 Trend Counts

Paradise shelduck and black swan counts were undertaken in late January - early February using a combination of fixed wing aerial and ground counts. Black Swan numbers were up on last year at the higher end of their normal range that fluctuates between 6-16,000 birds. The majority of the increase appeared to be in Marlborough.



Paradise Shelduck numbers in the Tasman/Golden Bay Region have finally started to trend downwards after the daily hunter bag limit was increased from 10 to 15 birds in the Tasman-Golden Bay subregion in 2016. It is gratifying to see a hunter harvest regulation change be successful in reducing shelduck numbers with the Tasman-Golden Bay sub region, a change mirrored in a reduction of pasture damage complaints received by staff.



Paradise shelduck population within Tasman are finally decreasing.

Shoveler counts were undertaken regionally/nationally on Aug 9th. Regionally counts of both shoveler and grey teal were significantly down, possibly due to very wet weather for much of July/August in this region which may have encouraged the birds to shift elsewhere.

Staff carried out annual mallard counts across 60+ sites in late March, with a slight increase in mallards across the region.

All information from the annual Nelson Marlborough game bird monitoring dataset is summarised within the Annual Game report available from the N/M Fish & Game office or the website, and raw data is stored within our excel spreadsheet trend count databases. Additionally, summary progress reports are provided to our elected governing Councillors at each Fish & Game Council meeting via the Operational Work Plan report.

1161 Fishery Enhancement Investigations

A significant number of fish releases, within the enclosed 'put and take' fisheries of Lake Argyle and Challies junior fish out ponds, were undertaken throughout the year, aiding the regions new angler recruitment goals through the provision of accessible easy to catch trout. Exact details of fish numbers released, and locations are summarised within the Annual Fisheries report available from the N/M Fish & Game office or the website, and raw data is stored in within our excel spreadsheet for fish releases. Additionally, bi-monthly summary progress reports are provided to our elected governing Councillors at each Fish & Game Council meeting via the Operational Work Plan report.

1210 Resource Management Act and Statutory Advocacy

Tasman Resource Management planning:

No activity here, the TRMP is due to be publicly notified for review by 2024 however, as required by the Governments NPSFWM 2020. Preliminary discussion with Roger May initiated in late August over a proposal from the Environmental Defence Society to initiate an Environment Court declaration that the current NESPF is ultra-varies as it does not prevent adverse effects from some activities it permits.

Marlborough Environment Plan (MeP):

Mediation on our plan appeal point seeking permitted activity status for hunter maimai within riverbeds is ongoing, and the region has been required to engage contract planning and legal support funded through a successful bid to the NZFGC administered RMA fund – at the time of writing FG have agreed to survey existing maimai within regional riverbeds by the end of April to aid discussion. While the water chapter is yet to be heard, MDC are in the process of allocating a significant amount of new irrigation water through a water audit on existing consents – FG are required to object to this new allocation to protect the integrity of its plan appeal point in opposition to plan policies which seek “full utilisation” of Marlborough’s water resources. Other Marlborough consent input

Nelson City Council planning:

No activity in this area over this reporting period.

Resource Consents:

The region continues to oppose applications for new Class A Wairau FMU water “freed-up” through a recent Council water audit, to protect the FG appeal on the MeP. Additionally, all new water the MeP signalled for allocation within the Kaituna, Pelorus, and Rai catchments has been opposed. In Fish and Game’s view, decisions on whether it is ecologically appropriate to allocate more water within any of these catchments, needs full examination through Environment Court mediation, and if required formal Environment Court hearings. Input into a number of other Marlborough water permits also occurred, including application for water takes from Pine valley stream and the Tuamarina River, plus affected persons approval input to an application for erosion control within the

Opouri River. A number of affected party approvals were given for Tasman consents including gold mining activity, bridges/culverts, and erosion control within the Martuia River catchment.

Proactive:

Staff have attended several planting days within the Motueka catchment and provided landowner assistance for flood debris clean-up in conjunction with Nelson Anglers club for a landowner in the lower Whangamoia River catchment. The Upper Motueka Rivercare meeting between landowners and TDC around future river management at Tapawera was attended, along with a zoom meeting on the future of Motueka's wastewater system. Review and feedback to the NZFG Council on the Governments NPS for indigenous biodiversity was also provided.

1220, 1230 Reserves and Habitat Enhancement

Limited activity undertaken within Para wetland over this reporting period due to a medical event experienced by the Marlborough Field Officer in October 2021. Some vine release work on native plantings was undertaken, along with collection of water levels data prior to and following channel excavation at the mouth of the Tuamarina by MDC. Hunting on opening weekend was successful with good numbers of birds observed and harvested and an overall higher hunter satisfaction rate than last year. Hunting within the wetland for the rest of the season was reported to be modest. The opening weekend result may have reflected the fact that mallard monitoring counts for Marlborough were ~30% higher overall than the previous seasons count. Wetland infrastructure and native plantings coped with the flooding and back flooding/ponding that occurred within the Wairau catchment again this winter. Dialogue with the Picton-Kaikoura Whale Trail trust continues in light of the development of a Cycle Trail down the western side of the valley adjacent to Para Wetland. It is hoped that the reverse sensitivity clause FG negotiated into the Cycle Trail Trust's resource consent, along with our joint agency MOU, will negate any future social conflict issues between cycle trail users and gamebird hunters once the trail is constructed.

Weed control at Challies Island wetland, Gibbs Road wetland, and Supplejack Valley wetland was undertaken as required. Staff engaged extensively with the construction of a new wetland at Eves Valley, and a native planting day with Appleby school has been undertaken at this wetland. The Marlborough Field Officer continues to assist with Grovetown Lagoon working bee days.

1241 Spawning Habitat Monitoring

North and South Branches of Riuwaka were electric fished early March 2022, with excellent numbers of koaro located within the North Branch, possibly due to this system being less impacted by the July 2021 flood. Moderate number of juvenile trout, along with good numbers of eel were also recorded. It seems the systems native fisheries have now recovered well following their very low biomass recorded some years ago after extensive ecosystem damage following Cyclone Gita. Annual Opouri and Branch/Leatham electric fishing was completed in March 2022. For the first time since monitoring began in the 15 Branch/Leatham sites, no juvenile brown trout were recorded, possibly due to the very large flood event the catchment received in July 2021 which would have likely obliterated most brown trout redds present. It was also notable that the numbers of galaxiids recorded were also not as high as the previous year's results which had been preceded by 12 months of stable flows. Monitoring will continue each year within the Branch/Leatham while the salmonid restocking program is in place, to ensure the distribution and population abundance of native galaxiids is not being negatively impacted over time by restocking within this catchment.

A foot count of spawning salmon was undertaken within the Rainbow River side stream in May 2022 which encouragingly recorded the highest salmon count on record for this site. Foot surveys for brown trout spawning were undertaken in two Upper Wairau tributaries, three Motueka tributaries, the North Branch of the Riuwaka, and the upper Wainui Stream within Abel Tasman National Park – while no spawning was observed within the Upper Wainui, the presence of a “stunted” brown trout fishery was confirmed with the largest fish observed estimated to be less than 400 grams in size.

1242 Didymo

The region has ceased any involvement within the Didymo research or advocacy areas.

1310 Access

Staff have been routinely undertaking access track clearance and signage replacement where required on a number of the region's rivers. Wairau access pamphlet has been revised and updated. Staff managed to negotiate three new areas for quail hunting with Forestry company OneFortyOne (OFO), within the Rai/Pelorus/Golden Downs area, Ngaruru (lower Branch), and Bannochburn (Awatere). Liaison with Nelson City Council over retaining hunting at Wakapuaka sandflats occurred, along with engagement with the Grovetown Lagoon Committee seeking to retain hunter access at this site (related to Fish and Game's appeal on maimai within riverbeds reported under 1210). Some gravel spreading was undertaken on the duck shooters accessway at the southern end of Wairau Lagoons.

1322 Back Country Fisheries Management

Significantly less usage of back designated back country fisheries such as the Travers River occurred for the second year running due to the collapse of tourism associated with Covid19. Nationally, work on developing a better management framework for pressure sensitive fisheries continued, and the region engaged with this process when requested. A rationalisation of the Upper Wairau beat system was also undertaken.

1352 Organised Game Bird Hunts

Three balloted Rabbit Island pheasant hunts were organised and remain popular. The Wakapuaka organised pukeko population control hunt was coordinated, along with a Bells Island pukeko and swan control hunt in response to aviation risk concern from Nelson Airport in relation to swans.

1423 Iwi

Several drift dives and hatchery working days, were undertaken with two Iwi cadets organised by Geoff Mullen from Te Arahanga. Unfortunately, our Marlborough Environment Plan appeal point in relation to maimai within riverbeds is not supported by Ngati Kuia, dialogue continues in this space. The new Marlborough Taiao for Ngati Rarua (George Stafford) has started reviewing the current draft review of our Sports Fish & Game Bird Management Plan. In addition, preliminary requests for discussion with Iwi on the FG appeal on the water chapter of the MeP were suggested. An online zoom was also held between the NMFGC manager and two Ngati Rarua representatives to discuss a range of matters including Para Wetland.



Rhys Barrier
Manager

Nelson Marlborough Fish and Game Council
Statement of Responsibility
For the year ended
31 August 2022

Date 23 November 2022

The Council and Management of the Nelson Marlborough Fish and Game Council, accept responsibility for the accuracy of and judgements used in the preparation of the following Performance Report, and the establishment and maintenance of systems of internal control designed to provide reasonable assurance of the integrity and reliability of financial reporting.

In our opinion, the information set out in the following statements and attached notes to these statements fairly reflects the financial activities and performance of the Nelson Marlborough Fish and Game Council, for the period ended 31 August 2022



Rhys Barrier
Regional Manager
NELSON MARLBOROUGH
FISH AND GAME COUNCIL



Owen Baigent
Chairman
NELSON MARLBOROUGH
FISH AND GAME COUNCIL

Nelson Marlborough Fish and Game Council
Statement of Financial Performance
For the year ended
31 August 2022

	Note	Actual 2022 \$	Budget 2022 \$	Actual 2021 \$
REVENUE				
Fish and Game licence sales	1	484,606	470,110	488,785
Grants and donations	1	37,467	2,866	43,575
Interest	1	2,050	797	1,661
Funding from central or local government	1	-	5,000	31,091
Other revenue	1	13,233	16,500	25,898
Wairau Hatchery	1	98,702	63,347	80,313
Total Revenue		636,058	558,620	671,324
EXPENSES				
Outputs				
Species management	2	6,953	8,800	11,826
Habitat protection & management	2	7,330	8,500	14,903
Angler & Hunter participation	2	3,431	1,000	5,153
Public interface	2	1,505	2,000	2,605
Compliance	2	1,446	750	446
Licensing	2	21,147	21,685	19,680
Council	2	3,358	2,000	2,574
Planning & reporting	2	8,106	8,000	7,793
Overheads				
Employee related costs	2	351,763	367,988	362,137
Depreciation	4	25,310	-	25,364
Other expenses	2	75,305	62,894	67,550
Total Expenses		505,654	483,617	520,031
Operating Surplus/(Deficit)		130,404	75,003	151,293
Less Other Expenses				
River Advocate		-	-	24,412
		-	-	24,412
Wairau Hatchery				
Outputs		41,403	40,000	32,777
Overheads Employee related costs		77,383	50,000	69,248
		118,786	90,000	102,025
Total Other Expenses		118,786	90,000	126,437
NET SURPLUS/(DEFICIT)		11,617	(14,997)	24,856

Nelson Marlborough Fish and Game Council
Statement of Financial Position

As at
31 August 2022

	Note	Actual 2022 \$	Budget 2022 \$	Actual 2021 \$
ASSETS				
Current Assets				
Bank accounts and cash	3	155,773	150,000	153,629
Debtors and prepayments	3	35,565	51,000	13,101
Bank term deposits	3	111,525	115,000	110,472
Total Current Assets		302,863	316,000	277,202
Non-Current Assets				
Property, plant and equipment	4	314,001	313,492	292,445
Total Non-Current Assets		314,001	313,492	292,445
TOTAL ASSETS		616,863	629,492	569,647
LIABILITIES				
Current Liabilities				
Creditors and accrued expenses	3	77,243	70,000	49,490
Employee costs payable	3	31,164	20,000	23,318
Total Current Liabilities		108,407	90,000	72,808
NET ASSETS		508,456	539,492	496,839
EQUITY				
Accumulated Funds		245,861	309,492	274,117
Restricted Reserves		262,595	230,000	222,722
TOTAL EQUITY	5	508,456	539,492	496,839

O. J. Burgess

Chair

Date 23-11-22

P. Bennet

Manager

Nelson Marlborough Fish and Game Council
Statement of Cash Flows
For the year ended
31 August 2022

	Actual 2022 \$	Budget 2022 \$	Actual 2021 \$
CASH FLOWS FROM OPERATING ACTIVITIES			
Cash was received from:			
Licence Sales	467,523	559,766	516,519
Grants, donations and fundraising	36,601	3,347	92,720
Interest	2,124	4,155	2,978
Other revenue	111,238	56,000	97,575
Cash was applied to:			
Payments to suppliers & Employees	571,201	553,000	691,394
GST (net)	(3,786)	-	838
Net Cash Flows from Operating Activities	50,071	70,268	17,560
CASHFLOW FROM INVESTING & FINANCING ACTIVITIES			
Cash was received from:			
Sale of property, plant and equipment	-	-	-
Cash was applied to:			
Purchase of property, plant and equipment	46,874	-	5,506
Net Cash Flows from Investing and Financing Activities	(46,874)	-	(5,506)
Net Increase / (Decrease) in Cash	3,197	70,268	12,054
Opening Cash	264,101	194,732	252,047
Closing Cash	267,298	265,000	264,101
This is represented by:			
Bank accounts and cash	155,773	150,000	153,629
Bank term deposits	111,525	115,000	110,472
Total Cash	267,298	265,000	264,101

Nelson Marlborough Fish and Game Council

Statement of Accounting Policies

For the year ended
31 August 2022

Reporting Entity

Nelson Marlborough Fish and Game Council is a Public Entity under the Public Finance Act 1989 (Schedule 4). The Council was established on 4 May 1991 with the passing of the Conservation Law Reform Act 1990. These financial statements have been prepared in accordance with Section 153-6 of the Crown Entities Act 2004.

Basis of Preparation

Nelson Marlborough Fish and Game Council has elected to apply PBE SFR-A (PS) Public Benefit Entity Simple Format Reporting - Accrual (Public Sector) on the basis that it does not have public accountability and has total annual expenses of equal to or less than \$2,000,000. All transactions in the Performance Report are reported using the accrual basis of accounting. The Performance Report is prepared under the assumption that the entity will continue to operate in the foreseeable future.

Goods and Services Tax (GST)

The Council is registered for GST. All amounts are recorded exclusive of GST, except for Debtors and Creditors which are stated inclusive of GST.

SIGNIFICANT ACCOUNTING POLICIES

Revenue Recognition

Nelson Marlborough Fish and Game Council derives revenue through the sale of fish and game licences, interest, sale of fish product, contracts, rentals, grants and miscellaneous sales. All are recorded as revenue in the period they are earned.

Licence Revenue

Licence revenue is recognised in relation to the period covered by the Game bird or Fish Licence. Any licence money received for a licence in advance will be treated as a liability.

Grants Received

Grants are recognised as revenue when they become receivable unless there is an obligation in substance to return the funds if conditions of the grant are not met. If there is such an obligation, the grants are initially recorded as grants received in advance and recognised as revenue when the conditions of the grant is satisfied.

Grant From NZFGC

If an annual grant is provided from the New Zealand Fish and Game Council, it is then recognised as revenue when it is received.

Interest

Interest revenue is recorded as it is earned during the year.

Outputs

The Council has allocated expenditure based on the 8 output codes - Species management, Habitat Protection & management, Angler & Hunter participation, Public interface, Compliance, Licensing, Council and Planning & reporting. These are expensed when the related service has been received.

Employee related costs

Wages, salaries, and annual leave are recorded as an expense as staff provide services and become entitled to wages, salaries and annual leave.

Performance payments are recorded when the employee is notified.

Superannuation contributions are recorded as an expense as staff provide services.

Levies to NZFGC

A levy is paid each year to the New Zealand Fish and Game Council for the administration of the New Zealand Fish and Game Council, or redistribution to other Councils and for advocacy and research.

Bank Accounts and cash

Bank Accounts and cash comprise cash on hand, cheque or savings accounts, and deposits held at call with banks.

Debtors

Debtors represents items the Council has issued invoices for, but has not received payment for at year end. When it is likely the amount owed (or some portion) will not be able to be collected, a provision for impairment is recognised and the loss is recorded as a bad debts expense.

Investments

Investments comprise investments in term deposits with banks.

Deposits with banks are initially recorded at the amount paid. If it appears that the carrying amount of the investment will not be recovered, it will be written down to the expected recoverable amount.

Property, plant and equipment

Property, plant and equipment is recorded at cost, less accumulated depreciation and impairment losses. Significant donated assets are recognised upon receipt at valuation. Significant donated assets for which current values are not readily obtainable are not recognised.

For an asset to be sold, the asset is impaired if the market price for the equivalent asset falls below its carrying amount period.

For an asset that is used by the Council, the asset is impaired if the value to the Council in using the assets falls below the carrying amount of the assets.

Depreciation is provided rates calculated to allocated the cost of the assets over their estimated useful life. The depreciation rates used are as follows:

Buildings	2 - 30	% DV
Plant & Equipment	11.40 - 60	% DV
Motor Vehicles	36	% DV
Office Equipment	12 - 60	% DV
Land (Para Wetland)	0	% SL

Nelson Marlborough Fish and Game Council

Notes to the Performance Report

For the year ended

31 August 2022

Note 1 : ANALYSIS OF REVENUE	Note	Actual 2022 \$	Budget 2022 \$	Actual 2021 \$
Licence sales				
Fish licence		407,755	401,867	410,943
Game licence		75,188	68,243	75,143
Non resident Levy		1,663	-	2,699
Total		484,606	470,110	488,785
Grants and donations				
Save The Wairau Inc	10	29,646	-	-
Mitigation towards Fisheries Enhancement		-	-	1,344
COVID19 Wage Subsidy		-	-	39,348
National Fish & Game Grant		2,866	2,866	2,343
National Fish & Game legal funding		4,955	-	540
Total		37,467	2,866	43,575
Interest				
Interest		2,050	797	1,661
Total		2,050	797	1,661
Funding from central or local Govt				
DoC Para Wetland Development		-	-	1,000
Community Grant from Marlborough District Council for Para Wetland		-	5,000	5,000
Ministry for the Environment - Salmon Surveillance River Advocacy Tasman District Council and Marlborough District Council		-	-	679
Total		-	5,000	31,091
Wairau Hatchery				
Trustpower Limited		75,500	63,347	59,500
Other Hatchery revenue		23,202	-	20,813
Total		98,702	63,347	80,313
Other revenue				
Consultancy fees		6,050	15,000	14,362
Other Habitat income for Para Wetland		-	-	8,696
Fines/Prosecutions		600	-	1,251
Sundry Income		6,591	1,500	2,778
Gain on sale/disposal of assets		(9)	-	(1,189)
Total		13,233	16,500	25,898

Creditors

Creditors represents liabilities for goods and services provided to the Council prior to the end of the financial year which are unpaid. They are recorded at the amount of cash required to settle those liabilities. The amounts are unsecured and are usually paid within 30 days.

Game Bird Habitat Stamp levy

Levies of \$3,534 have been collected and are paid to New Zealand Fish and Game Council per the New Zealand Game Bird Habitat Stamp Regulations 1993.

Employee costs payable

A liability for employee costs payable is recognised when an employee has earned an entitlement. These include salaries and wages accrued up to balance date and annual leave earned but not yet taken at balance date. A liability and expense for long service leave and retirement gratuities is recognised when the entitlement becomes available to the employee.

Restricted Reserves

Restricted reserves are those reserves subject to specific conditions accepted as binding by the Council and which may not be revised by the Council without specified purposes or when certain conditions are met.

Income Tax

The Council is a Public Benefit Entity and is exempt from the payment of Income tax in terms of the Income Tax Act 2007.

Budget Figures

The Budget figures are derived from the Council budget that was approved at the Council meeting in April 2021.

Tier 2 PBE Accounting Standards applied

The Council has not applied any Tier 2 Accounting Standards in preparing its financial statements.

Changes in Accounting Policies

There have been no changes in accounting policies. All policies have been applied on a basis consistent with those used on the prior year.

Nelson Marlborough Fish and Game Council

Notes to the Performance Report

For the year ended

31 August 2022

Note 2 : ANALYSIS OF EXPENSES	Actual 2022 \$	Budget 2022 \$	Actual 2021 \$
Species management			
Population monitoring	3,945	5,000	3,250
Harvest assessment	1,500	1,500	1,500
Fishery Enhancement	1,508	2,300	6,595
Game Enhancement	-	-	482
Total	6,953	8,800	11,827
Habitat protection & management			
Resource management	5,216	-	540
Works & management	151	8,000	14,363
Assisted habitat	13	-	-
Assessing & monitoring	1,950	500	-
Total	7,330	8,500	14,903
Angler & Hunter participation			
R3	1,163	-	-
Access	1,867	1,000	2,273
Backcountry management	-	-	1,757
Other publications	401	-	1,123
Total	3,431	1,000	5,153
Public interface			
Communication	-	-	407
Advocacy	-	-	-
Public promotions	1,505	2,000	2,197
Total	1,505	2,000	2,604
Compliance			
Ranging	524	250	446
Ranger training	922	500	-
Total	1,446	750	446

Nelson Marlborough Fish and Game Council

Notes to the Performance Report

For the year ended

31 August 2022

Note 2 : ANALYSIS OF EXPENSES Continued	Actual 2022 \$	Budget 2022 \$	Actual 2021 \$
Licence production & distribution	741	530	534
Commission	20,406	21,155	19,146
Total	21,147	21,685	19,680
Council			
Council meetings	3,358	2,000	2,574
Total	3,358	2,000	2,574
Planning & reporting			
Audit fee	7,200	7,200	7,050
National liaison	84	-	38
Reporting	823	800	705
Total	8,106	8,000	7,793
Employee related costs			
Salaries and wages	331,976	346,024	339,603
KiwiSaver contributions	10,166	10,381	10,123
ACC levies	1,127	1,000	1,951
Fringe benefit tax	3,550	4,000	5,445
Allowances	1,628	2,783	2,189
Staff training and other expenses	3,316	3,800	2,826
Total	351,763	367,988	362,137
Other expenses			
Office premises	16,940	18,375	16,822
Office equipment	5,960	3,929	3,089
Communications	8,777	8,100	8,500
Field equipment	4,500	4,120	4,675
Vehicles	38,426	28,000	33,492
GIS System	-	-	-
Bad debts	-	-	-
Total	75,305	62,894	67,550

Nelson Marlborough Fish and Game Council

Notes to the Performance Report

For the year ended

31 August 2022

Note 3 : ANALYSIS OF ASSETS AND LIABILITES	Note	Actual 2022 \$	Actual 2021 \$
Bank accounts and cash			
Current account balance		34,013	43,440
Savings account balance		82,376	99,197
Restricted cash	7	39,379	10,987
Cash on hand		5	5
Total		155,773	153,629
Debtors and other receivables			
Accounts receivable		33,940	12,226
Interest Accured		1,013	263
Prepayments		611	611
Total		35,565	13,100
Investments			
<i>Current portion</i>			
Term Deposits		111,525	110,472
Total		111,525	110,472
Creditors and accrued expenses			
Trade and other payables		14,318	10,647
Fish licence income in advance		54,232	36,359
GST Payable		8,694	2,483
Total		77,243	49,489
Employee costs payable			
Accrued salaries and wages		17,993	8,947
Annual leave		-	5,587
PAYE owing		13,171	8,784
Total		31,164	23,318

Nelson Marlborough Fish and Game Council

Notes to the Performance Report

For the year ended

31 August 2022

Note 4 : PROPERTY PLANT & EQUIPMENT

2022

Asset Class	Opening Carrying Amount	Purchases	Sales/ Disposals	Current Year Depreciation and Impairment	Closing Carrying Amount
Land	200,887	-	-	-	200,887
Buildings	46,411	-	-	2,499	43,912
Plant & Equipment	9,169	-	-	2,080	7,089
Vehicles	31,924	33,043	-	16,449	48,518
Office Equipment	4,056	5,480	9	2,901	6,626
Hatchery	-	8,350	-	1,381	6,969
Total	292,447	46,873	9	25,310	314,001

2021

Asset Class	Opening Carrying Amount	Purchases	Sales/ Disposals	Current Year Depreciation and Impairment	Closing Carrying Amount
Land	200,887	-	-	-	200,887
Buildings	49,110	-	25	2,674	46,411
Plant & Equipment	8,800	3,255	638	2,248	9,169
Vehicles	49,881	-	-	17,957	31,924
Office Equipment	4,814	2,252	525	2,485	4,056
Total	313,492	5,507	1,188	25,364	292,447

Nelson Marlborough Fish and Game Council

Notes to the Performance Report

For the year ended
31 August 2022

Note 5: EQUITY	Actual 2022 \$	Actual 2021 \$
Accumulated Funds		
Balance as at 1 September	274,117	248,717
Surplus/(Deficit)	11,617	24,855
Transfer from Reserves	1,950	12,783
Transfer to Reserves	(41,824)	(12,238)
Total Accumulated Funds	245,861	274,117
Dedicated and Restricted Reserves		
Balance as at 1 September	222,721	223,266
Transfer to Accumulated Funds	(1,950)	(12,783)
Transfer from Accumulated Funds	41,824	12,238
Balance at 31 August	262,595	222,721
Total Equity as at 31 August	508,456	496,837
<u>Dedicated Reserves</u>		
Asset Replacement Reserve		
Balance as at 1 September	100,582	106,088
Transfer from Accumulated Funds	-	-
Transfer to Accumulated Funds	-	(5,506)
Balance at 31 August	100,582	100,582
Back Country Fisheries Reserve		
Balance as at 1 September	86,796	85,854
Transfer from Accumulated Funds	1,663	2,699
Back Country Fisheries Expenses	-	(1,757)
Balance at 31 August	88,459	86,796
Fisheries Enhancement		
Balance as at 1 September	14,622	13,871
Transfer from Accumulated Funds	600	751
Transfer to Accumulated Funds	(1,950)	-
Balance at 31 August	13,272	14,622
Game Bird Enhancement		
Balance as at 1 September	2,287	1,787
Transfer from Accumulated Funds	-	500
Balance at 31 August	2,287	2,287

Nelson Marlborough Fish and Game Council

Notes to the Performance Report

For the year ended

31 August 2022

Note 5: EQUITY Continued	Actual 2022	Actual 2021
	\$	\$
Marlb Junior Fishing Development		
Balance as at 1 September	9,480	15,000
Marlborough Fish Pond Expenses	-	(5,520)
Balance at 31 August	9,480	9,480
Total Dedicated Reserves	214,080	213,767
<u>Restricted Reserves</u>		
Wairau Hatchery		
Balance as at 1 September	8,954	666
Transfer from Accumulated Funds	9,915	8,288
Balance at 31 August	18,869	8,954
Save the Wairau		
Balance as at 1 September	-	-
Transfer from Accumulated Funds	29,646	-
Balance at 31 August	29,646	-
Total Restricted Reserves	48,515	8,954
Total Dedicated and Restricted Reserves	262,595	222,721

Nelson Marlborough Fish and Game Council

Notes to the Performance Report

For the year ended

31 August 2022

Nature and Purpose of Restricted and Dedicated Reserves

Fisheries Enhancement Reserve:	Enhancement of fishing access.
Game Bird Enhancement Reserve:	Enhancement of game bird habitat.
Marlborough Junior Fishing Development Reserve:	Development of a junior fishing pond in Marlborough
Wairau Hatchery Dedicated Reserve:	Management of the hatchery in partnership with Manawa Energy (formerly called Trust Power)
Save the Wairau Dedicated Reserve:	To go towards the protection of the Wairau river

Note 6 : COMMITMENTS & CONTINGENCIES

Commitments

There are no commitments as at balance date (Last Year-nil)

Contingent Liabilities and Guarantees

There are no contingent liabilities (Last Year - nil)

Note 7: OTHER

Revenue with Conditions which have not been Recorded as a Liability

The amount of \$9,915 being the surplus of the Wairau Hatchery operations will be accumulated in a restricted reserve call Wairau Hatchery for the ongoing management of the hatchery. This has been noted as restricted cash in Note 3

The amount of \$29,646 from Save the Wairau Inc will be held in a restricted reserve call Save the Wairau and will be used for the protection of the Wairau River. This has been noted as restricted cash in Note 3

Note 8 : RELATED PARTY TRANSACTIONS

Related Party

Description of the Transaction

There were no related party transactions (Last Year - nil)

Note 9: EVENTS AFTER BALANCE DATE

There were no events that have occurred after the balance date that would have a material impact on the Performance Report. (Last Year - nil)

Note 10: OUTSIDE GRANTS AND DONATIONS

A Grant of \$29,646.03 was received from Save the Wairau River (Inc) to be used for the ongoing protection of the Wairau River

The following Grants and Donations were received for the purchase of fish for release within the region
Villa Maria \$1,304

Note 11: SIGNIFICANT CHANGES

There has been no changes in accounting policies

Note 12: COMPARATIVES

There have been prior period comparatives which have been reclassified to make disclosure consistent with the current year

Note 13: COVID-19 RESPONSE

Covid 19 still has financial impact on the Nelson Marlborough Fish and Game Council.

All Fish and Game Council's budgets have been scrutinised and are still at a reduced level from the 2019-20 pre covid financial year. The main reason for this is that the projection of licence income is reduced, due to border closures and the uncertainty of the border reopening.

Within the budgeting process, Nelson Marlborough Fish and Game Council agreed to use reserves to cover any shortfalls forecast income in the 2021-22 and 2022-23 year.

Licence sales have exceeded forecasts in the 2021-22 year and the financial position is healthier than budgeted. Any surplus will be utilised in the 2022-23 year as forecasts for this year require Nelson Marlborough Fish and Game

Note 14: MINISTERIAL REVIEW

In February 2021 the Minister of Conservation, presented the review for Governance of Fish and Game New Zealand and the Regional Fish and Game Councils. This report sets out 36 recommendations to be implemented for the future of Fish and Game.

A review implementation team has been set up which includes Ray Grubb, the NZFGC Chair, Brian Anderton and DoC representatives.

Many of the recommendations require legislative change. One of the recommendations is the amalgamation of Councils. (reducing the number of Councils from 12 to 6/7) This area is currently being investigated by a project team, and a consultation document is due to be released in October/November 2022.

Nelson Marlborough Fish and Game Council

Notes to the Performance Report

For the year ended

31 August 2022

Note 15: ALLOCATION OF OVERHEADS TO OUTPUT AREAS FOR 2022

In the Statement of service performance, overheads are allocated across the 8 Output areas based on the hours worked within those Outputs over the year. Below is the calculation for distributing the overheads across the output area.

ACTUAL 2022

Output Area	Actual Direct \$	Actual Hours	Allocation of Overheads	Total Costs per Output	Actual 2021
Species management	27,038	1,582	139,041	166,065	160,996
Habitat protection & management	2,375	802	70,487	72,921	54,449
Angler & hunter participation	3,430	744	65,390	68,834	74,400
Public interface	1,505	524	46,054	47,524	54,694
Compliance	846	229	20,127	20,933	24,144
Licensing	21,147	22	1,934	23,081	26,297
Council	3,358	338	29,707	33,071	30,273
Planning & reporting	8,106	451	39,638	47,753	55,881
Totals	67,805	4,692	412,377	480,182	481,134

Actual Overheads	Actual 2022	Actual 2021
Employee related costs	351,763	362,137
Other expenses less Income	60,614	49,731
Total Overheads to Allocate	412,377	411,868

BUDGET 2022

Output Area	Budget Direct \$	Budget Hours	Allocation of Overheads	Total Costs per Output	Budget 2021
Species management	35,453	1,190	89,630	125,083	116,649
Habitat protection & management	3,500	1,640	123,524	127,024	121,960
Angler & hunter participation	1,000	601	45,267	46,267	44,694
Public interface	2,000	442	33,291	35,291	33,870
Compliance	750	300	22,596	23,346	22,810
Licensing	21,685	205	15,441	37,126	33,299
Council	2,000	535	40,296	42,296	41,786
Planning & reporting	8,000	578	43,535	51,535	50,654
Totals	74,388	5,491	413,580	487,968	465,722

Budget Overheads	Budget 2022	Budget 2021
Employee related costs	367,988	359,266
Other Expenses less Income	45,592	49,078
Total Overheads to Allocate	413,580	408,344

STATEMENT OF SERVICE PERFORMANCE

FOR THE YEAR ENDED 31 AUGUST 2022



**STATEMENT OF SERVICE PERFORMANCE
FOR THE YEAR ENDED 31 AUGUST 2022**

INTRODUCTION

As required under Section 26W(2) of the Conservation Act 1987 and Section 41(2)(d) of the Public Finance Act 1989 Fish and Game New Zealand, Nelson Marlborough Region have prepared the following Statement of Service Performance for the 2021 - 2022 financial year.

The Activities of Nelson Marlborough Fish and Game Council are planned under eight output areas detailed in the annual Operating Work Plan. This Statement of Service performance compares actual results against the stated performance measures from the plan. For the purposes of this statement the overhead expenses detailed in the Statement of Financial performance (Administration, Salaries, Leases, Bad Debts and other) have been allocated to each output area on the basis of the proportion of staff time directly expended in each area.

MISSION STATEMENT (from Section 26Q(1) of the Conservation Act 1987):

To manage, maintain and enhance the sports fish and game resource in the interests of anglers and hunters.

Summary Budget and Actual for each output Area.

OUTPUT AREA	Budget				Actual 2022				Actual 2021			
	External Costs	Income	Hours	Net Cost	External Costs	Income	Hours	Net Cost	External Costs	Income	Hours	Net Cost
	\$	\$		\$	\$	\$		\$	\$	\$		\$
Species Management	98,800	63,347	1190	125,083	123,528	96,490	1582	166,065	98,393	67,044	1596	149,491
Habitat Protection	8,500	5,000	1640	127,024	7,330	4,955	802	72,921	14,903	15,236	1079	79,538
Angler & Hunter Participation	1,000	-	601	46,267	3,430	-	744	68,834	5,153	-	1017	80,398
Public Relations	2,000	-	442	35,291	1,505	-	524	47,524	2,605	-	641	50,017
Compliance	750	-	300	23,346	1,446	600	229	20,933	446	-	335	25,244
Licensing	21,685	-	205	37,126	21,147	-	22	23,081	19,680	-	22	21,272
Council	2,000	-	535	42,296	3,358	-	338	33,071	2,574	-	373	30,185
Planning and Reporting	8,000	-	578	51,535	8,106	-	451	47,753	7,793	-	503	44,990
Total	142,735	68,347	5491	487,968	169,850	102,045	4692	480,182	151,547	82,280	5564	481,135

SPECIES MANAGEMENT

Goal

Maintain sustainable populations of harvestable species at levels to provide for angler and hunter satisfaction while mitigating significant adverse impacts of those species.

Summary of Resources

Code	Project Cluster	Budget				Actual 2022				Actual 2021			
		External Costs	Income	Hours	Net Cost	External Costs	Income	Hours	Net Cost	External Costs	Income	Hours	Net Cost
1110	Population Monitoring	5,000	-	545	46,048	3,945	-	378	37,131	3,250	-	422	34,451
1120	Harvest Assessment	1,500	-	55	5,643	1,500	-	36	4,665	1,500	-	21	3,017
1130	Fish Salvage	-	-	15	1,130	-	-	6	527	-	-	-	-
1140	Hatchery Operations	90,000	63,347	-	26,653	116,575	96,490	554	68,786	92,087	63,500	-	28,587
1160	Releases/Enhancement	2,300	-	525	41,843	1,508	-	554	50,209	1,557	3,544	1128	81,511
1170	Regulations	-	-	20	1,506	-	-	31	2,725	-	-	9	666
1180	Control	-	-	30	2,260	-	-	23	2,022	-	-	17	1,258
	Total	98,800	63,347	1190	125,083	123,528	96,490	1582	166,065	98,393	67,044	1596	149,491

1110 Species Monitoring: To efficiently collect data to monitor the regions sports fish and game bird populations.

Objective 1111	Performance Measure	Actual Result 2022	Actual Result 2021
To monitor fish populations in the major rivers.	Drift dive 15 rivers by April. Report to Council by May.	26 sites dived on 15 rivers, reported to the Council via OWP report, and annual fisheries report.	29 sites dived on 19 rivers, reported to the Council via OWP report, and annual fisheries report.

<p>Objective 1112 Trend counts of game birds to assess population trends</p>	<p>Performance Measure Report to the Council within one month of survey. i Paradise Shelduck January ii Black Swan January iii Shoveler Duck August</p>	<p>Actual Result 2022 Paradise shelduck and black swan counts undertaken in early February, summarized in OWP. Shoveler Duck counts were also undertaken in August. Results will be reported in detail in the 2022 annual Game Report to be presented to Council.</p>	<p>Actual Result 2021 Paradise shelduck and black swan counts undertaken in late January, summarized in OWP. Shoveler Duck counts were also undertaken in August. Results will be reported in detail in the 2021 annual Game Report to be presented to Council.</p>
<p>Objective 1113 Assess populations of Chukar, NZ Shoveler, Mallard and Grey Ducks according to national guidance.</p>	<p>Performance Measure Report to Council within two months of surveys</p>	<p>Actual Result 2022 Completed, shoveler data forwarded to national coordinator. Work reported to Council in OWP. Full data for all species will be presented/discussed within the 2022 game report to be presented to full Council.</p>	<p>Actual Result 2021 Completed, shoveler data forwarded to national coordinator. Work reported to Council in OWP. Full data for all species will be presented/discussed within the 2021 game report to be presented to full Council.</p>

1120: Harvest Assessment: Survey game bird and angler harvests

<p>Objective 1121 Complete the annual telephone survey of game bird hunters, their regional effort, success rate and harvest.</p>	<p>Performance Measure Review results and report to Game Committee by November</p>	<p>Actual Result 2022 Harvest survey undertaken during season as required, discussed within the OWP, and will be presented in the 2022 game report to be presented to full Council.</p>	<p>Actual Result 2021 Harvest survey undertaken during season as required, discussed within the OWP, and will be presented in the 2021 game report to be presented to full Council.</p>
--	---	--	--

1130: Fish Salvage

Objective 1131	Performance Measure	Actual Result 2022	Actual Result 2021
Carry out fish salvage where it is cost effective and achievable.	Report to Council in staff reports as needed.	One salvage attempt of brown trout undertaken	Nil salvage activity required over this reporting period.

1140: Hatchery Operations

Objective 1141	Performance Measure	Actual Result 2022	Actual Result 2021
As provided for by MPI licence, continue to rear salmonids within an existing Marlborough freshwater fish farm for use in 'put & take' fisheries, 'kick-starting' flood or drought damage recovery within small fisheries, and additionally Tasman and Marlborough fish out events	Report to Council in staff reports.	Fish & Game continue to successfully run this hatchery with agreement over funding assistance from Manawa Energy (formerly Trust Power), and a sub-lease agreement with Manawa. Reported to Council via the OWP report and in more detail within the completed annual fisheries report.	Fish & Game continue to successfully run this hatchery with agreement over funding assistance from Trust Power, and a sub-lease agreement with Trust Power. Reported to Council via the OWP report and in more detail within the completed annual fisheries report.

1160: Sports Fishery and Gamebird Enhancement— To investigate and where appropriate, undertake fisheries and gamebird enhancements.

Objective 1161	Performance Measure	Actual Result 2022	Actual Result 2021
Construct a Fishout pond in Marlborough for a 'Take a Kid Fishing' site in partnership with MDC and the Marlborough Anglers club. Continue to progress development of an adult fish out pond within the Waimea River Park. Undertake fish releases within recruitment impaired or drought damaged Marlborough and Nelson fisheries, and enclosed 'put and take' fisheries.	Report to Council in staff reports as needed.	The Renwick Pond proposal has stalled due to expensive information requirements imposed by MDC staff on Fulton Hogan. Tasman adult fish out pond continues to operate and is growing in popularity. Put and take fish releases into the Tasman Pond and Lake Argyle continue as reported to Council within the OWP and annual fisheries report.	Information collation continues for the Renwick Pond proposal. Tasman adult fish out pond now in operation. Put and take fish releases continue as reported to Council within the OWP and annual fisheries report.
Objective 1162	Performance Measure	Actual Result 2022	Actual Result 2021
Monitor and undertake fish restocking in the Branch River in conjunction with the	Report to Council as required	535 adult rainbows were released into the Branch/Leatham catchment	Due to high existing instream numbers and a shortage of hatchery

hydroelectric power scheme		over this reporting period. Drift dive monitoring showed Manawa to have again met its consent obligation of 7 fish/km. Reported to Council within OWP under 1162, and the annual fisheries report.	fish available this year, only 190 fish were released into the Leatham over this reporting period. A number of releases occurred within Lake Argyle however. Drift dive monitoring showed Trust Power to have again met its consent obligation of 7 fish/km. Reported to Council within OWP under 1162, and the annual fisheries report.
Objective 1163	Performance Measure	Actual Result 2022	Actual Result 2021
Continue Rabbit Island Pheasant Enhancement through maintaining the present predator trapping network with volunteers. Investigate other options for potential future pheasant population enhancement.	Hold hunt for hunters	Three organised pheasant hunts were again held on Rabbit Island, and volunteer predator work continues.	Three organised pheasant hunts were again held on Rabbit Island, and volunteer predator work continues.
Objective 1164	Performance Measure	Actual Result 2022	Actual Result 2021
Provide advice and assist where appropriate to enhance Salmon recruitment within the Region in particular the Wairau catchment with external funding support.	Report progress in staff reports to Council	This project has now been discontinued however funding was provided to North Canterbury FG so the Clarence/Acheron catchments could have salmon counts undertaken. Reported to Council within OWP report under 1164.	This project has now been discontinued however assistance was given to North Canterbury's request for further DNA samples of salmon from the Clarence and Acheron Rivers. Reported to Council within OWP report under 1164.

1170: Regulations: Efficient regulation of sports fishing and gamebird hunting

Objective 1171	Performance Measure	Actual Result 2022	Actual Result 2021
To co-ordinate the preparation and gazettal of the Angler's Notice	Recommend the anglers notice to New Zealand Council by	Completed as reported within OWP.	Completed as reported within OWP.

	1 July			
Objective 1172	Performance Measure	Actual Result 2022	Actual Result 2021	
To co-ordinate the preparation and gazettal of the Game Notice	Recommend game season conditions to the New Zealand Council by 31 January	Completed, reported within OWP.	Completed as reported within OWP.	

1180: Game Bird Control: To mitigate the impact of game bird species on pastoral and horticultural land

Objective 1181	Performance Measure	Actual Result 2022	Actual Result 2021
To investigate complaints from landholders experiencing crop depredation	Respond in accordance with Council policy. Summarise in the annual report.	A total of 40 crop depredation permits were issued.	A total of 45 crop depredation permits were issued.

HABITAT PROTECTION AND MANAGEMENT

Goal

To protect and increase suitable habitat for sports fish and game birds to the extent necessary to provide for the recreational interests of anglers and hunters.
SUMMARY OF RESOURCES

Code	Project Cluster	Budget				Actual 2022				Actual 2021			
		External Costs	Income	Hours	Net Cost	External Costs	Income	Hours	Net Cost	External Costs	Income	Hours	Net Cost
1210	RMA	-	-	610	45,945	5,216	4,955	410	36,347	540	540	399	29,498
1220	Works & Management	8,000	5,000	650	51,958	151	-	80	7,184	14,363	14,696	482	35,346
1230	Assisted Habitat	-	-	170	12,804	13	-	246	21,682	-	-	107	7,884
1240	Assessment	500	-	210	16,317	1,950	-	66	7,708	-	-	92	6,810
	Total	8,500	5,000	1640	127,024	7,330	4,955	802	72,921	14,903	15,236	1079	79,538

1210: Resource Management Act: To use statutory mechanisms to advocate for protection of the habitats of sports fish and game birds and for the interests of anglers and hunters especially over access to their sports.

Objective 1211	Performance Measure	Actual Result 2022	Actual Result 2021
Review and respond to regional plans and other plans or policies notified by statutory agencies.	Provide effective representation within the prescribed time.	Mediation seeking permitted activity status for existing maimai within Marlborough riverbeds continues, a watching brief continues on other appeal point resolutions, and protection of FG appeal points on the water chapter continues to be discharged through Marlborough resource consent activity.	A watching brief on MEP mediation was maintained including withdrawing from Landscape/Natural character mediation appeal points. Engagement with Nelson City Councils freshwater plan development occurred. Reported to Council in OWP
Objective 1212	Performance Measure	Actual Result 2022	Actual Result 2021
Monitor resource consent applications.	Provide effective representation within the prescribed time.	New Marlborough water allocation consents provided for by the notified MeP have been submitted on where necessary to ensure consistency with	New Marlborough water allocation consents, and some renewals provided for by the notified MeP been submitted on where necessary to ensure

		<p>Fish & Game's Marlborough Environment Plan appeal. Input provided to a number of Tasman consents including Gold mining, forestry bridges/culverts and river erosion control within the Maruia.</p> <p>Actual Result 2022</p> <p>Engagement with the Motueka catchment care group occurred, along with assistance for on-farm flood cleanup work. Input into the Motueka wastewater treatment plant relocation proposal was also provided.</p> <p>Actual Result 2022</p> <p>The proposed Wairau hydro scheme consent officially lapsed over this reporting period, resulting in "Save the Wairau" being officially disbanded.</p> <p>Actual Result 2022</p> <p>A reverse sensitivity clause was successfully negotiated into the Kaikoura Whale Trail Trust resource consent for the section that traverses west of Para Wetland. A joint agency MOU seeking to ensure the cycle trail and hunting can both co-exist harmoniously into the future was also signed.</p>	<p>consistency with Fish & Game's Marlborough Environment Plan submission and subsequent appeal. Input into some water storage consents within the Upper Motueka occurred as Hops development continues apace. Reported within OWP.</p> <p>Actual Result 2021</p> <p>Engagement within River Care groups, Te Hoiere project, and Tasman River flood protection works occurred. Reported in OWP</p> <p>Actual Result 2021</p> <p>Consent was granted for a Branch scheme infiltration gallery.</p> <p>Actual Result 2021</p> <p>Ongoing liaison occurred with the Cycle Trail trust and Fish & Game. Work continues on development of an MOU, along with appropriate conditions for a consent application for the trail development. Reported in OWP</p>
<p>Objective 1213</p> <p>Proactively advocate the interests of anglers and hunters prior to consent applications</p>	<p>Performance Measure</p> <p>Ensure resource developers are aware of Fish and Game interests</p>	<p>Actual Result 2022</p>	<p>Actual Result 2021</p>
<p>Objective 1214</p> <p>Monitor, evaluate and respond to hydro power applications, including maintaining involvement in Wairau.</p>	<p>Performance Measure</p> <p>Report to Council in Staff Reports</p>	<p>Actual Result 2022</p>	<p>Actual Result 2021</p>
<p>Objective 1215</p> <p>Continue to liaise with the Picton to Kaikoura cycleway trust to ensure the final selected route does not impact on hunting, and trail development also interfaces positively with public awareness goals for the Para Wetland project.</p>	<p>Performance Measure</p> <p>Report to Council in Staff Reports</p>	<p>Actual Result 2022</p>	<p>Actual Result 2021</p>



1220: Works and Management: To enhance game bird habitats to maintain self-sustaining wild populations and improve hunting opportunities

Objective 1221	Performance Measure	Actual Result 2022	Actual Result 2021
Undertake planting and maintenance as required in Council Reserves or leases in conjunction with hunters	Report to Council in Staff Reports	Nil activity within Top Valley Reserve over this reporting period.	Nil activity
Objective 1222	Performance Measure	Actual Result 2022	Actual Result 2021
Implement the Para Wetland Operational Plan. Control willow infestation and enhance water levels, waterfowl habitat and hunting opportunities in Para Swamp with assistance from hunters and other statutory or external agencies.	Report to Council in Staff Reports	Limited activity this period due to the Marlborough staff member suffering a medical event. Some vine release work on native plantings was undertaken, along with collection of water levels data prior to and following channel excavation at the mouth of the Tuamarina by MDC. A hunter ballot including hazard briefing for hunters was coordinated by the Marlborough Field Officer – reasonable opening day hunter success was reported.	Ground control and aerial spot spraying of willow was completed within 45 hectares of the wetland. Existing native plantings were weed released. Installation of levee culverts downstream of Boat Point for improved dry weather access and summer wetland hydrology management was completed in partnership with MDC Rivers on a cost share basis. Hunting on opening weekend within Para was limited due to a dry April prior to opening. Reported to Council within OWP and discussed in Game report.

1230: Assisted Habitat: To enhance habitat and hunting or angling opportunities in areas not administered by Fish and Game.

Objective 1231	Performance Measure	Actual Result 2022	Actual Result 2021
Wetland enhancement in conjunction with local authorities and private forestry companies, including gamebird habitat development.	Where possible getting leverage from contractors and Government Agencies funds	Weed control at Challies Island, and Supplejack wetlands was undertaken. The part time Tasman Field Officer coordinated on behalf of Tasman District Council the construction of a new wetland at Eves Valley. Native plantings have been undertaken.	Weed control at Challies Island, Sunrise, and Supplejack wetlands was undertaken.

Objective 1232	Performance Measure	Actual Result 2022	Actual Result 2021
Provide advice to landowners regarding pheasant, wetland and fisheries habitat development	Report to Council in Staff Reports	Limited activity, low demand.	Limited activity, low demand.
Objective 1233	Performance Measure	Actual Result 2022	Actual Result 2021
Represent Fish and Game's interest in the Lee Dam and Waimea Freshwater land Advisory Group.	Report Progress in staff reports to Council	Drift dive monitoring of the trout fishery below the dam was undertaken.	Baseline drift dive monitoring of the trout fishery below the dam was again undertaken.

1240: Assess and Monitor: To monitor sports fish and game bird populations within the region

Objective 1241	Performance Measure	Actual Result 2022	Actual Result 2021
To assess and monitor suitable Salmon and Trout spawning waters on a rotational basis, to provide information for planning and statutory advocacy. Priority areas include Wairau, Pelorus, Riuwaka and Motueka catchments	Report annually in August.	Completed within a number of tributaries as reported in OWP. Greater detail provided to the fish committee and full Council via a completed 2021 annual fisheries report.	Completed within a number of tributaries as reported in OWP. Greater detail provided to the fish committee and full Council via a completed 2021 annual fisheries report.
Objective 1242	Performance Measure	Actual Result 2022	Actual Result 2021
Assist with protection of waterways from didymo, support any research initiatives that arise in relation to treatment trials through elevation of dissolved reactive phosphorus within rivers such as the Takaka.	Appoint a Didymo advocate if external funding is available.	The region has ceased any involvement within the Didymo advocacy area, and no active regional research program currently exists.	Completed in both Tasman and Marlborough, with 'advocacy presence' throughout summer including suitable public events. This program is being discontinued by Fish & Game for the coming summer.

ANGLER AND HUNTER PARTICIPATION AND SERVICES

Goals

To encourage angler and hunter participation while maintaining the quality of the recreational experience.

SUMMARY OF RESOURCES

Code	Project Cluster	Budget				Actual 2022				Actual 2021			
		External Costs	Income	Hours	Net Cost	External Costs	Income	Hours	Net Cost	External Costs	Income	Hours	Net Cost
1310	Access	1,000	-	81	7,101	1,867	-	278	26,305	2,273	-	23,592	
1320	Back Country Management	-	-	180	13,558	-	-	9	747	1,757	-	10,936	
1330	Newsletters	-	-	55	4,141	-	-	51	4,527	-	-	5,515	
1340	Other Publications	-	-	5	377	401	-	20	2,159	1,123	-	4,602	
1350	Training	-	-	30	2,260	1,163	-	184	17,382	-	-	18,395	
1360	Club Relations	-	-	250	18,830	-	-	202	17,714	-	-	17,359	
	Total	1,000	-	601	46,267	3,430	-	744	68,834	5,153	-	80,398	

1310: Angler and Hunter Access: Establishing practical access to fishing and hunting areas, and identifying these with signs as appropriate

Objective 1311	Performance Measure	Actual Result 2022	Actual Result 2021
Maintenance of physical access, including signs on site which conform to national sign standards, with assistance from external agencies	Report to Council in Staff Reports.	Completed where required. Reported in OWP	Completed where required. Reported in OWP
Objective 1312	Performance Measure	Actual Result 2022	Actual Result 2021
Negotiation with landowners, government departments and local authorities for continued or improved hunter access	Report to Council in Staff Reports	Hunting access issues were responded to, including Grovetown Lagoon, Wakapuaka Wetland, and the managed balloting of some new One FortyOne Forestry land to facilitated hunting	A number of hunting access issues were responded to, including the managed balloting of some new Tasman Pine Forestry land to facilitated hunting opportunities. Reported in the OWP

		opportunities. Reported in the OWP	
Objective 1313	Performance Measure	Actual Result 2022	Actual Result 2021
Liaise with Walking Access NZ to promote access issues as required.	Undertake action to enhance priority areas and report to Council in Staff Reports	Minimal activity.	Minimal activity.

1320: Satisfaction Surveys: To encourage maximum angler and hunter participation while maintaining the quality of angler or hunter experience and licence holder satisfaction with Fish and Game and their sport.

Objective 1321	Performance Measure	Actual Result 2022	Actual Result 2021
Backcountry user satisfaction. Support any national initiatives around production of a quality waters management strategy for NZ freshwater angling. Consider designation of further back country fisheries within the Nelson Marlborough Region. Survey users from existing designated back country fisheries in relation to satisfaction levels. Investigate implementation of controlled fisheries if necessary.	Provide Council with report and recommendations	Significantly less usage of designated back country fisheries such as the Travers River occurred due to the collapse of tourism associated with Covid 19. Nationally, work on developing a better management framework for pressure sensitive fisheries continued, and the region engaged with this process when requested. A rationalisation of the Upper Wairau beat system was also undertaken.	Trail cams were deployed up the Travers to assess angler use, and engagement with national initiatives on pressure sensitive fishery management also occurred. Reported to Council in OWP and annual fisheries report.
Objective 1322	Performance Measure	Actual Result 2022	Actual Result 2021
Where considered necessary, carry out drift dive surveys on selected reaches of the back-country Rivers &/or tributaries, and assist West Coast with drift diving if requested. Undertake targeted compliance work within	Report back to Council in Staff Reports	Staff assisted the West Coast with two back country fishery dives.	Travers River was dived and Karamea on the West Coast.

designated back country fisheries.		
------------------------------------	--	--

1330: Newsletters, Maintain contact with licence holders and interest groups

	Performance Measure	Actual Result 2022	Actual Result 2021
Objective 1331			
Produce supplements for two national magazines	Distribute to all licence holders and interested parties by one month prior to the opening of each season	Completed	Completed
Objective 1332			
Produce regional monthly Ezine with assistance of local anglers and hunters, maintain regional Facebook page.	Provide content to national coordinators as required and update Facebook page.	Completed	Completed
Objective 1333			
Update and actively enhance website including development of videos	Provide regular content for website	Staff continue to input into a national initiative to redevelop the website.	Staff continue to input into a national initiative to redevelop the website.

1340: Publications: Publicise matters of interest to licence holders and user groups

	Performance Measure	Actual Result 2022	Actual Result 2021
Objective 1341			
Continue to update and reprint access pamphlets as required.	Respond to vendor / licence holder demand	Work continued on updating the Rai/Pelorus and Wairau Access pamphlets.	Work continued on updating the Golden Bay and Wairau Access pamphlets.

1350: Angler and Hunter Training: Encourage and support new anglers and hunters

Objective 1351	Performance Measure	Actual Result 2022	Actual Result 2021
Continue support for adult 'Fish and Game' programmes	Report to Council by August	An annual HUNTS course was held with assistance from Fish and Game. Reported within OWP.	An annual HUNTS course was held with assistance from Fish and Game. Reported within OWP.
Objective 1352	Performance Measure	Actual Result 2022	Actual Result 2021
Coordinate at least one organised game bird hunt	Report to Council by February	Three organised pheasant hunts, one organised pukeko hunt, and one organised black swan/pukeko cull were undertaken as reported in the OWP.	Three organised pheasant hunts, one organised pukeko hunt, and one organised black swan cull were undertaken as reported in the OWP.
Objective 1353	Performance Measure	Actual Result 2022	Actual Result 2021
Promote annual pre-season sporting events.	Report to Council in Staff Reports	Marlborough clay bird shoot attended by Councillor Guy Gardiner on behalf of the Marlborough Field Officer.	One clay bird shoot attended.

1360: Club Relations: Encourage and support participation in angling and hunting through clubs and a positive view of Fish and Game

Objective 1361	Performance Measure	Actual Result 2022	Actual Result 2021
Hold regular liaison or meetings with all clubs	Report to Council by August	A presentation to the Nelson Anglers club occurred.	A presentation to the Nelson Anglers club occurred and attendance of Tasman Sports Youth for Fishing Trust meetings. A day's fin clipping at Wairau hatchery with the Nelson Anglers club was hosted. Reported in the OWP.
Objective 1362	Performance Measure	Actual Result 2022	Actual Result 2021
Respond to enquiries from licence holders and members of the public concerning angling and hunting.	Meet demand	Ongoing daily/weekly responses to licence holder phone calls, emails, and drop in visits completed. Reported via OWP/timesheet hours.	Ongoing daily/weekly responses to licence holder phone calls, emails, and drop in visits completed. Reported via OWP/timesheet hours.

PUBLIC RELATIONS

Goal

To maximise public awareness of the values associated with the sports fish and game bird resource, and support for the management role of Fish and Game New Zealand.

SUMMARY OF RESOURCES

Code	Project Cluster	Budget			Actual 2022			Actual 2021					
		External Costs	Income	Hours	Net Cost	External Costs	Income	Hours	Net Cost	External Costs	Income	Hours	Net Cost
1410	Liaison	-	-	35	2,636	-	-	13	1,099	-	-	39	2,887
1420	Communication	-	-	151	11,373	-	-	248	21,800	-	-	270	19,949
1430	Advocacy	-	-	66	4,971	-	-	98	8,615	-	-	100	7,365
1440	Public Promotions	2,000	-	140	12,545	1,505	-	160	15,570	2,605	-	198	17,224
1450	Visitors/Education	-	-	50	3,766	-	-	5	440	-	-	35	2,591
	Total	2,000	-	442	35,291	1,505	-	524	47,524	2,605	-	641	50,017

1410: Liaison with other statutory authorities as required under the Conservation Act

Objective 1411	Performance Measure	Actual Result 2022	Actual Result 2021
Regular liaison with Department of Conservation staff and with Conservation Board.	Report in staff reports to Council	Limited activity undertaken as reported in the OWP.	Completed as reported within OWP.

1420: Communication: Liaison with environmental groups, local authorities, iwi, and resource users to ensure hunting and angling and Fish and Game interests are recognised and provided for

Objective	Performance Measure	Actual Result 2022	Actual Result 2021
Objective 1421 Respond to requests for contact and consultation with user groups, service groups, conservation groups, and landowners. Promote sports fish and game, using public awareness resource material.	Report in staff report to Council	Involvement in a number of post flooding farm clean-up operations occurred along with some Motueka Catchment Collective planting days.	Contact with several groups occurred as reported within the OWP.
Objective 1422 Liaison with local MPs if required	Report to Council by August	Nil activity	Nil activity
Objective 1423 Liaison with iwi on matters of mutual interest	Report to Council	Ongoing activity here as reported within OWP.	A significant increase in activity here as reported within OWP
Objective 1424 Liaison with local authorities as required each year.	Report to Council	Liaison with Marlborough District Council in relation to Dip Flat occurred as reported in OWP, related to 1211-12 also.	Completed in relation to several topics as reported in OWP, related to 1211-13 also.

1430: Advocacy: Acceptance of sport fishing and game bird hunting and community support for Fish and Game NZ management

Objective	Performance Measure	Actual Result 2022	Actual Result 2021
Objective 1431 Advocacy of fish and game topics in all local and relevant national media.	10 media contacts per annum in addition to regular media fishing/hunting updates	More than 10 media engagements completed.	10 media engagements completed

1440 Public Promotions: To Promote Freshwater Biodiversity, Hunting and Fishing As Exciting and Valid Recreational Pursuits

Objective 1441	Performance Measure	Actual Result 2022	Actual Result 2021
Undertake fishing participation events and other R3 related activities.	Report to Council annually	Several initiatives undertaken as reported in the OWP.	Nil activity
Objective 1442	Performance Measure	Actual Result 2022	Actual Result 2021
Coordinate at least one organised game bird hunt and or hunter evening.	Report to Council in Staff Report as required	A number of organised hunts undertaken as reported in the OWP.	A duck hunters game night celebrating wild food dishes was again held at Club Waimea, reported in OWP.
Objective 1443	Performance Measure	Actual Result 2022	Actual Result 2021
Participate in field days and world wetlands.	Attend or host an event	The Para Wetland project has been entered into the Marlborough Environment Awards.	A kayak trip into Para wetland was hosted as reported in 1222.

1450 Visitor Facilities / Education: To undertake displays of Fish and Game activity and educate the public on angling, hunting and Fish and Game activities

Objective 1451	Performance Measure	Actual Result 2022	Actual Result 2021
Maintain regular contact with schools to promote angling and hunting and Fish and Game activities in intermediate and certain high schools in the region. Support Fish in Schools programme. Investigate demand for Fish & Game schools environmental education program. Facilitate school field trips to Para Wetland where requested.	Report to Council annually	Nil engagement occurred this year.	Nil engagement occurred this year.

Objective 1452	Performance Measure	Actual Result 2022	Actual Result 2021
To engage with Tertiary Institutes to support Students to undertake Fish & Game project	Report to Council in staff reports.	NMIT students and tutor Mark Burdass assisted FG staff with fish stripping at the Wairau hatchery including rearing of 'insurance fry stocks' for Fish & Game at NMIT facilities. Students have also undertaken work experience placements at the Wairau hatchery and Richmond office.	NMIT students and tutor Mark Burdass assisted FG staff with stripping/egg fertilisation at the Wairau hatchery including rearing of 'insurance fry stocks' for Fish & Game at NMIT facilities. Students have also undertaken work experience placements at the Wairau hatchery.

COMPLIANCE

Goal

To protect the sports fish and game bird resource and its user management through enforcement and education of legislative requirements.

SUMMARY OF RESOURCES

Code	Project Cluster	Budget				Actual 2022				Actual 2021			
		External Costs	Income	Hours	Net Cost	External Costs	Income	Hours	Net Cost	External Costs	Income	Hours	Net Cost
1510	Ranging	250	-	220	16,820	524	-	155	14,105	446	-	189	14,436
1520	Ranger Training	500	-	40	3,513	922	-	51	5,450	-	-	37	2,739
1530	Compliance	-	-	40	3,013	-	600	23	1,378	-	-	109	8,069
	Total	750	-	300	23,346	1,446	600	229	20,933	446	-	335	25,244

1511: Ranging: To achieve an annual 10% coverage of licence holders and seek a 95% compliance rate in order to ensure compliance with legislation in the interests of licence holders

Objective 1511	Performance Measure	Actual Result 2022	Actual Result 2021
To maintain adequate ranging to meet the 10% coverage of licence holders.	Report to Council in August	378 fishing licence checks (/3445 LEQs = 11%) were undertaken by rangers and 98 game licence checks (98/900 = 10.9%) were completed.	266 fishing licence checks (/3482 LEQs = 7.7%) were undertaken by rangers and 105 game licence checks (105/922 = 11.4%) were completed.

1512: Ranger Training

Objective 1521	Performance Measure	Actual Result 2022	Actual Result 2021
To undertake adequate training of new and existing honorary rangers.	Twice yearly pre-season meetings Report to Council by August	Email updates to rangers as required. Two new and most existing rangers completed CERT training.	Email updates to rangers as required. One new and one existing ranger to complete CERT training.

1513: Compliance/Prosecutions

Objective 1531	Performance Measure	Actual Result 2022	Actual Result 2021
To efficiently undertake prosecutions of offenders	Under Council policy, offering diversion, or laying information and/or providing material to prosecutors within 20 working days of receiving reports	One offence notice issued for an unlicensed angler, and two for non-compliant hunters were issued and put through the Iwi Community Panel for resolution. Reparation has been made and the cases are now closed.	One offence notice issued for hunting without a licence and put through Iwi Community Panel for resolution. Verbal warnings issued for minor fisheries offences.



LICENSING

Goal

To optimise the sale of angling and hunting licences as valued products.

SUMMARY OF RESOURCES

Code	Project Cluster	Budget				Actual 2022				Actual 2021			
		External Costs	Income	Hours	Net Cost	External Costs	Income	Hours	Net Cost	External Costs	Income	Hours	Net Cost
1610	Licensing/Marketing	530	-	140	11,075	741	-	22	2,675	-	-	17	1,221
1620	Agent Servicing	-	-	65	4,896	-	-	-	-	534	-	5	904
1630	Commission	21,155	-	-	21,155	20,406	-	-	20,406	19,146	-	-	19,146
	Total	21,685	-	205	37,126	21,147	-	22	23,081	19,680	-	22	21,272

1610: Licensing: To ensure the efficient process of fishing and hunting licences

Objective	Performance Measure	Actual Result 2022	Actual Result 2021
Objective 1611			
To liaise with Eyede to ensure the efficient and effective delivery of licences to licence holders and to vendors.	Minimize number of contacts with Eyede and the number of outstanding payments and/or concerned vendors	Very few contacts with Eyede systems working well, no complaints from licence holders concerning service.	Very few contacts with Eyede systems working well, no complaints from licence holders concerning service.
Objective 1620			
Undertake market analysis of licence holder data and work with the national public awareness manager.	Performance Measure Licence sales increase	Actual Result 2022 Due to COVID non-resident licence sales were very few, there was a good retention of last year's resident licence sales however.	Actual Result 2021 Due to COVID non-resident licence sales were very few, there was a good growth in resident licence sales.
Objective 1630			
To liaise with vendors and keep them informed on Fish and Game activities	Performance Measure Number of contacts with vendors	Actual Result 2022 Contact with agents has been made as and when required.	Actual Result 2021 Contact with agents has been made as and when required, including some provision of promotional material.

COUNCILS

Goal

To provide for the democratic governance of the fish and game system by fish and game licence holders.

SUMMARY OF RESOURCES

Code	Project Cluster	Budget				Actual 2022				Actual 2021			
		External Costs	Income	Hours	Net Cost	External Costs	Income	Hours	Net Cost	External Costs	Income	Hours	Net Cost
1710	Council Election	-	-	-	-	-	-	-	-	-	-	-	-
1720	Council Meeting	2,000	-	535	42,296	3,358	-	338	33,071	2,574	-	373	30,185
	Total	2,000	-	535	42,296	3,358	-	338	33,071	2,574	-	373	30,185

1710: Council Meetings: To enable angler and hunter participation in Council elections

Objective 1711	Performance Measure	Actual Result 2022	Actual Result 2021
Managing the election process, should this be required	Successful election held	No election required as only 10 candidates received for 12 seats through the 2021 Fish & Game Council election.	No election required as only 10 candidates received for 12 seats through the 2021 Fish & Game Council election.

1720: Council Meetings: To provide efficient management and operation of the council

Objective 1721	Performance Measure	Actual Result 2022	Actual Result 2021
Effective direction of the management of the Council's business.	Prepare Information, agendas, reports and minutes Conduct at least six meetings of the Council	Six Council meetings were held and 1 Presentation of the Annual Performance Report.	Six Council meetings were held and 1 Presentation of the Annual Performance Report.



PLANNING AND REPORTING

Goal

To ensure cost efficient and appropriate business management of fish and game resources.

SUMMARY OF RESOURCES

Code	Project Cluster	Budget			Actual 2022			Actual 2021					
		External Costs	Income	Hours	Net Cost	External Costs	Income	Hours	Net Cost	External Costs	Income	Hours	Net Cost
1810	Management Plan	-	-	60	4,519	-	-	8	659	-	-	26	1,925
1820	Annual Planning	-	-	43	3,239	-	-	27	2,330	-	-	16	1,147
1830	Reporting	8,000	-	165	20,428	8,106	-	101	16,985	7,755	-	153	19,081
1840	National Liaison	-	-	310	23,349	-	-	316	27,779	38	-	308	22,837
	Total	8,000	-	578	51,535	8,106	-	451	47,753	7,793	-	503	44,990

1810: Sports Fish and Game Bird Management Plan

Objective 1811	Performance Measure	Actual Result 2022	Actual Result 2021
To implement the Sports Fish and Game Management Plan	Report to Council as required	Ongoing attempts to establish face to face Iwi relationships and input into the redraft of the Sports Fish & Game Management Plan continues.	Ongoing attempts to establish face to face Iwi relationships and input into the redraft of the Sports Fish & Game Management Plan continue.

1820: Annual Planning

Objective 1821	Performance Measure	Actual Result 2022	Actual Result 2021
Prepare an Operational Work Plan and Budget for the forthcoming year	Present to Council by April	Completed.	Completed.

1830: Reporting and Audit

Objective 1831 - 1834	Performance Measure	Actual Result 2022	Actual Result 2021
Prepare Annual Reports and Financial Statements for the year ended 31 August	Present to Council, public meeting and to Parliament by 31 December	The 2020-21 Performance Report was approved by Council and provided to Parliament before 31 December.	The 2019-20 Performance Report was approved by Council and provided to Parliament before 31 December.

1840: National Liaison

Objective 1841 & 1842	Performance Measure	Actual Result 2022	Actual Result 2021
National liaison and Advocacy to support or advise NZ F&G Council for national analysis or policy issues.	Report to Council in Staff Reports	Liaison with regional and national staff occurred on a wide range of topics including proposed regional mergers as reported within the OWP.	Liaison with regional and national staff occurred on a wide range of topics as reported within the OWP.

INDEPENDENT AUDITOR'S REPORT

TO THE READERS OF NELSON-MARLBOROUGH FISH AND GAME COUNCIL'S FINANCIAL STATEMENTS AND STATEMENT OF PERFORMANCE FOR THE YEAR ENDED 31 AUGUST 2022

The Auditor-General is the auditor of Nelson-Marlborough Fish and Game Council (the Fish and Game Council). The Auditor-General has appointed me, Philip Sinclair, using the staff and resources of the Crowe New Zealand Audit Partnership, to carry out the audit of the financial statements and statement of performance of the Fish and Game Council on his behalf.

Opinion on the financial statements and the statement of performance

We have audited:

- the financial statements of the Fish and Game Council on pages 16 to 31, that comprise the statement of financial position as at 31 August 2022, the statement of financial performance, and statement of cash flows for the year ended on that date and the notes to the financial statements that include accounting policies and other explanatory information; and
- the statement of service performance of the Fish and Game Council on pages 32 to 56.

In our opinion:

- the financial statements of the Fish and Game Council: on pages 16 to 31:
 - present fairly, in all material respects:
 - its financial position as at 31 August 2022; and
 - its financial performance and cash flows for the year then ended; and
 - comply with generally accepted accounting practice in New Zealand in accordance with Public Benefit Entity Simple Format Reporting – Accrual (Public Sector); and
- the statement of service performance of the Fish and Game Council on pages 32 to 56:
 - presents fairly, in all material respects, the Fish and Game Council's performance for the year ended 31 August 2022, including for each class of reportable outputs:
 - its standards of performance achieved as compared with the forecasts included in the annual operating work plan for the financial year; and
 - its actual revenue and expenses as compared with the forecasts included in the annual operating work plan for the financial year; and
 - complies with generally accepted accounting practice in New Zealand.

Our audit was completed on 23 November 2022. This is the date at which our opinion is expressed.

The basis for our opinion is explained below. In addition, we outline the responsibilities of the Council and our responsibilities relating to the financial statements and the statement of service performance, we comment on other information, and we explain our independence.

Basis for our opinion

We carried out our audit in accordance with the Auditor-General's Auditing Standards, which incorporate the Professional and Ethical Standards and the International Standards on Auditing (New Zealand) issued by the New Zealand Auditing and Assurance Standards Board. Our responsibilities under those standards are further described in the Responsibilities of the auditor section of our report.

We have fulfilled our responsibilities in accordance with the Auditor-General's Auditing Standards.

We believe that the audit evidence we have obtained is sufficient and appropriate to provide a basis for our opinion.

Responsibilities of the Council for the financial statements and the statement of performance

The Council is responsible on behalf of the Fish and Game Council for preparing financial statements and a statement of service performance that are fairly presented and comply with generally accepted accounting practice in New Zealand.

The Council is responsible for such internal control as it determines is necessary to enable it to prepare financial statements and a statement of performance that are free from material misstatement, whether due to fraud or error.

In preparing the financial statements and the statement of service performance, the Council is responsible on behalf of the Fish and Game Council for assessing the Fish and Game Council's ability to continue as a going concern. The Council is also responsible for disclosing, as applicable, matters related to going concern and using the going concern basis of accounting, unless there is an intention to merge or to terminate the activities of the Fish and Game Council, or there is no realistic alternative but to do so.

The Council's responsibilities arise from the Public Finance Act 1989, the Crown Entities Act 2004, and the Conservation Act 1987.

Responsibilities of the auditor for the audit of the financial statements and the statement of service performance

Our objectives are to obtain reasonable assurance about whether the financial statements and the statement of service performance, as a whole, are free from material misstatement, whether due to fraud or error, and to issue an auditor's report that includes our opinion.

Reasonable assurance is a high level of assurance, but is not a guarantee that an audit carried out in accordance with the Auditor-General's Auditing Standards will always detect a material misstatement when it exists. Misstatements are differences or omissions of amounts or disclosures, and can arise from fraud or error. Misstatements are considered material if, individually or in the aggregate, they could reasonably be expected to influence the decisions of readers taken on the basis of these financial statements and the statement of performance.

For the budget information reported in the financial statements and the statement of service performance, our procedures were limited to checking that the information agreed to the Fish and Game Council's annual operating work plan.

We did not evaluate the security and controls over the electronic publication of the financial statements and the statement of service performance.

As part of an audit in accordance with the Auditor-General's Auditing Standards, we exercise professional judgement and maintain professional scepticism throughout the audit. Also:

- We identify and assess the risks of material misstatement of the financial statements and the statement of service performance, whether due to fraud or error, design and perform audit procedures responsive to those risks, and obtain audit evidence that is sufficient and appropriate to provide a basis for our opinion. The risk of not detecting a material misstatement resulting from fraud is higher than for one resulting from error, as fraud may involve collusion, forgery, intentional omissions, misrepresentations, or the override of internal control.
- We obtain an understanding of internal control relevant to the audit in order to design audit procedures that are appropriate in the circumstances, but not for the purpose of expressing an opinion on the effectiveness of the Fish and Game Council's internal control.
- We evaluate the appropriateness of accounting policies used and the reasonableness of accounting estimates and related disclosures made by the Council.
- We evaluate the appropriateness of the reported performance information within the Fish and Game Council's framework for reporting performance.
- We conclude on the appropriateness of the use of the going concern basis of accounting by the Council and, based on the audit evidence obtained, whether a material uncertainty exists related to events or conditions that may cast significant doubt on the Fish and Game Council's ability to continue as a going concern. If we conclude that a material uncertainty exists, we are required to draw attention in our auditor's report to the related disclosures in the financial statements and the statement of service performance or, if such disclosures are inadequate, to modify our opinion. Our conclusions are based on the audit evidence obtained up to the date of our auditor's report. However, future events or conditions may cause the Fishing and Game Council to cease to continue as a going concern.
- We evaluate the overall presentation, structure and content of the financial statements and the statement of service performance, including the disclosures, and whether the financial statements and the statement of service performance represent the underlying transactions and events in a manner that achieves fair presentation.

We communicate with the Council regarding, among other matters, the planned scope and timing of the audit and significant audit findings, including any significant deficiencies in internal control that we identify during our audit.

Our responsibilities arise from the Public Audit Act 2001.

Other Information

The Council is responsible for the other information. The other information comprises the information included on pages 1 to 15 but does not include the financial statements and the statement of service performance, and our auditor's report thereon.

Our opinion on the financial statements and the statement of service performance does not cover the other information and we do not express any form of audit opinion or assurance conclusion thereon.

In connection with our audit of the financial statements and the statement of service performance, our responsibility is to read the other information. In doing so, we consider whether the other information is materially inconsistent with the financial statements and the statement of service performance or our knowledge obtained in the audit, or otherwise appears to be materially misstated. If, based on our work, we conclude that there is a material misstatement of this other information, we are required to report that fact. We have nothing to report in this regard.



Independence

We are independent of the Fish and Game Council in accordance with the independence requirements of the Auditor-General's Auditing Standards, which incorporate the independence requirements of the Professional and Ethical Standard 1: *International Code of Ethics for Assurance Practitioners* issued by the New Zealand Auditing and Assurance Standards Board.

Other than the audit, we have no relationship with, or interests in, the Fish and Game Council.

A handwritten signature in blue ink, appearing to read "PS".

Philip Sinclair
Crowe New Zealand Audit Partnership
On behalf of the Auditor-General
Nelson, New Zealand