




---

PERFORMANCE REPORT OF THE

## **Nelson-Marlborough Fish and Game Council**

FOR THE YEAR ENDED  
AUGUST 31, 2019

---



Presented to the House of Representatives pursuant to Section 26 X of the Conservation Act 1987.

Hon Eugenie Sage  
Minister of Conservation  
Parliament Buildings  
WELLINGTON

Dear Minister

I have the honour to submit, pursuant to Section 26 X of the Conservation Act 1987 and Section 44A of the Public Finance Act 1989, the Performance Report and Financial Statements of the Nelson-Marlborough Fish and Game Council for the year ended 31<sup>st</sup> August 2019

Yours faithfully

A handwritten signature in black ink, appearing to read "Owen Baigent".

Owen Baigent  
Chairman  
Nelson-Marlborough Fish and Game Council

# PERFORMANCE REPORT

1 September 2018 - 31 August 2019

## Mission Statement

*To manage, maintain and enhance the sports fish and game resource in the recreational interests of anglers and hunters*

### STATUTORY BASIS

The Nelson-Marlborough Fish & Game Council was established on 4<sup>th</sup> May 1990 under the Conservation Act 1987 to manage, maintain and enhance sports fish and game birds in the recreational interests of anglers and hunters in the Nelson Marlborough Region.

### CONTACT INFORMATION

#### FISH & GAME CENTRE

Street address.....66 - 74 Champion Road, Richmond  
Postal address.....Post Office Box 2173, Stoke  
Telephone..... 03 - 544 6382  
Facsimile..... 03 - 544 4058  
Email: nelsonmarlborough@fishandgame.org.nz

#### BLenheim OPERATIONAL CENTRE

Street address.....Grovetown Park, S H 1, Blenheim  
Telephone & Facsimile..... 03 - 578 8421

**[www.fishandgame.org.nz](http://www.fishandgame.org.nz)**

## CONTENTS

	Page
INTRODUCTION	
Purpose of Report	5
Mission Statement	5
Planning Horizon	5
Statutory Functions	6
General Information on the Council	6
ORGANISATION STRUCTURE	
Membership of Council	6
Appointments	7
Management Structure	7
CHAIRMAN'S REPORT	8
MANAGER'S REPORT	
Drift Diving	9
Wairau Branch Fish Movement	10
Trend Counts	10
Fishery Enhancement Investigations	10-11
Resource Management Act and Statutory Advocacy	11-12
Reserves and Habitat Enhancement	12
Spawning Habitat Monitoring	12-13
Didymo	13
Access	13
Back Country Fisheries Management	13
FINANCIAL STATEMENTS	
Statement of Responsibility	14
Statement of Performance	15
Statement of Financial Position	16
Statement of Cash Flow	17
Statement of Accounting Policies	18-20
Notes to the Performance Report	21-29
STATEMENT OF SERVICE PERFORMANCE	31-57
INDEPENDENT AUDITOR'S REPORT	58-60

## **1.0 INTRODUCTION**

### **1.1 Purpose of Report**

Briefly states the responsibilities and role or mission of the Nelson-Marlborough Fish and Game Council (Fish and Game);

Provides overview reports on the year ended 31<sup>st</sup> August 2019 by the Council Chairman and Manager;

Provides the audited financial reports of Council activities for the year, including a comparison with the actual amounts in the previous year, the budget estimates according to the Council's operational work plan as approved by the Minister of Conservation and the actual expenditure for the year; and

Describes the audited statement of service performance, being the actual outputs in time and money spent on Fish and Game management activities compared with those Budgeted for the period 1 September 2018 to 31 August 2019.

### **1.2 Mission Statement**

*To manage, maintain and enhance the sports fish and game resource in the recreational interests of anglers and hunters\**

This is achieved by

- monitoring sports fish and game populations;
- monitoring the success and satisfaction of users;
- identifying and initiating action to maintain and enhance sports fish and game populations and habitats;
- formulating and establishing regulations and policies which ensure the maintenance of sports fish and game populations and the recreational experience;
- promoting recreational angling and game bird hunting and ensuring access to this resource;
- securing compliance with sports fish and game regulations;
- keeping anglers and hunters informed;
- involving users in the decision-making process.

### **1.3 Planning Horizon**

Sports Fish and Game Management plans provide strategic long term (10 year) management planning, with goals, policies and objectives. This annual report documents the annual performance of the last 12 months of Fish and Game activity in the region.

## 2.0 STATUTORY FUNCTION

The Nelson-Marlborough Fish and Game Council was established for the purposes of management, maintenance and enhancement of sports fish and game in the recreational interests of anglers and hunters.

The Council has various statutory responsibilities under the Conservation Act 1987 (and its Freshwater Fisheries Regulations 1983) and the Wildlife Act 1953 (and the Wildlife Regulations 1955) and their associated regulatory notices.

## 3.0 GENERAL INFORMATION ON THE COUNCIL

### 3.1 Solicitor

Sue Grey, LLB (Hons), BSc  
Lawyer

### 3.2 Bankers

SBS Bank Nelson

### 3.3 Auditor

Crowe New Zealand Audit Partnership, on behalf of the Controller and Auditor General, Audit Department.

## 4.0 ORGANISATION STRUCTURE

### 4.1 Membership of Council

There was a Council election in October 2018. Changes in Council membership took effect from November 2018 with 5 retiring Councillors and 5 new.

The Nelson-Marlborough Fish and Game Council have twelve elected Councillors. Six are elected from the six sub-regions and six at large

The members of Council during the year were:

<b>COUNCILLOR</b>	<b>Offices held</b>	<b>Council status</b>	<b>Meetings attended</b>
Jim Anderson	Executive & Fish Committee	Previous and current	4
Owen Baigent	Chairman & Executive Committee	Previous and current	6
Robin Blackmore	Executive Committee	Previous and current	5
Bill Cash	Game Committee	Previous and current	6
Carey Cudby	Executive & Game Committees	Previous only	1
Paul Dixon-Didier	NZ Council & Game Committees	Previous only	1
Jack Gauld	Fish and Game Committees	Current only	5
David Haynes	Fish Committee	Previous and current	5
Steve Holmes	Game Committee	Current only	5
Geoff Irvine	Game Committee	Previous only	0
Marc Jary	Fish & Game Committees	Previous only	0
Tom Kroos	Executive & Fish & Game Committees	Previous and current Current only	5 5
Ben Minehan	Game Committee	Current only	5
Bill O'Leary	NZ Council & Game Committee	Current only	5
Ben Sowry	Fish & Game Committees		
Alistair Webber	Fish Committee	Previous only	1
Jean Willis	Fish Committee	Previous and current	6

The Chairman is a member of all committees *ex officio*. Keepa Timms is co-opted onto the Council from Ngai Tahu, Chris Golding and Phil Bradfield from the Department of Conservation attends Council meetings as a non-voting representative of the Minister of Conservation.

#### **4.2 Appointments**

Bill O'Leary is appointed to the New Zealand Fish and Game Council.

#### **4.3 Management Structure**

Day to day administration of the Council is the responsibility of the Manager and his staff, organised into operational and administrative areas.

MANAGER	Rhys Barrier	Richmond
FIELD OFFICERS	Vaughan Lynn	Blenheim
	Lawson Davey	Richmond
	Jacob Lucas	Richmond
SECRETARY	Karen Crook	Richmond

## Chairman's Report

Another successful year has departed with 12 months into post-election with five new councillors on board, new ideas and initiatives have come to the fore along with some new initiatives from staff. This is leading to a very vibrant future for Nelson Marlborough Fish and Game Council.

Our manager with assistance from staff has met all KPIs and is strengthening our position with regards to Tasman District and Marlborough District Councils with the use of video coverage over poor summer low flow management.

After many years of frustration with Trust Power fish passage in the Argyle water intake system, we have finally brokered a successful deal for purchase by Trust Power of Ormand Aquaculture, fish hatchery and rearing facility, with a lease for 16 years to Nelson Marlborough Fish and Game. This will facilitate us to rejuvenate a small number of rivers after severe drought or flooding but more importantly, further our vision of more fish out ponds for recruiting new anglers. This will also allow us the continued release of trout into Branch/Leatham rivers as mitigation for Branch weir fish passage issues. The effects of this and the initiative of Jacob and Karen to hand out starter packs for new licence holders is already having a major effect on the growth of angler participation. Licence sales are up with LEQ's up 17.2% over 2 years. At time of writing we are the only region to have significantly increased sales.

After the disastrous Pigeon valley fire which scorched over 2500 hectares, staff have successfully approached the forest companies to investigate restoring wetland habitat and ponds to provide and hopefully increase our regions duck population and opportunities to hunt them.

As in the past years Karen has ensured our budget is on track. Any issues arising in Marlborough have been competently tackled by Vaughan.

In closing I would like to thank staff for their efforts over the past year and wish Jacob all the best in his new role of fatherhood.

I also thank councillors for their time which they give freely, without them, we as a region could not operate so successfully.

Tight lines, happy safe hunting.



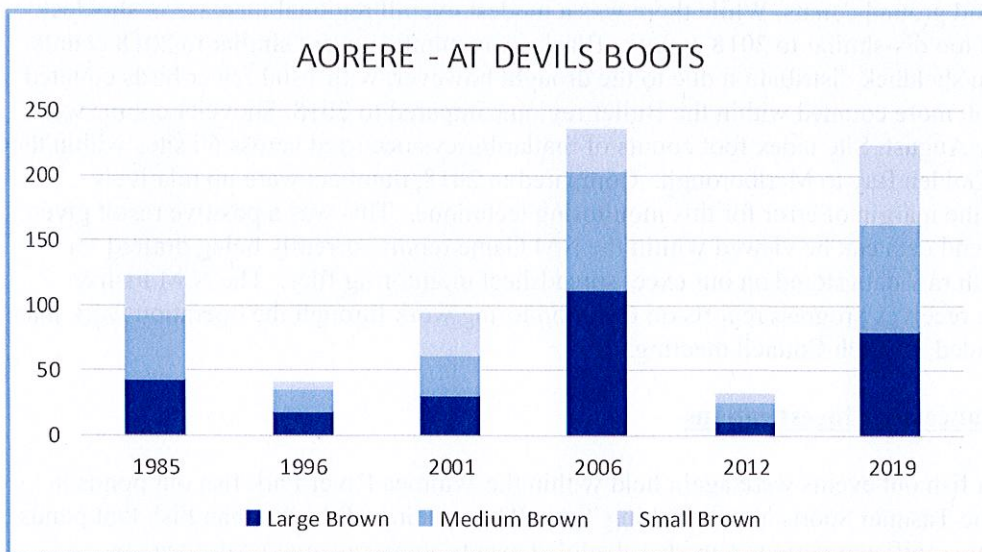
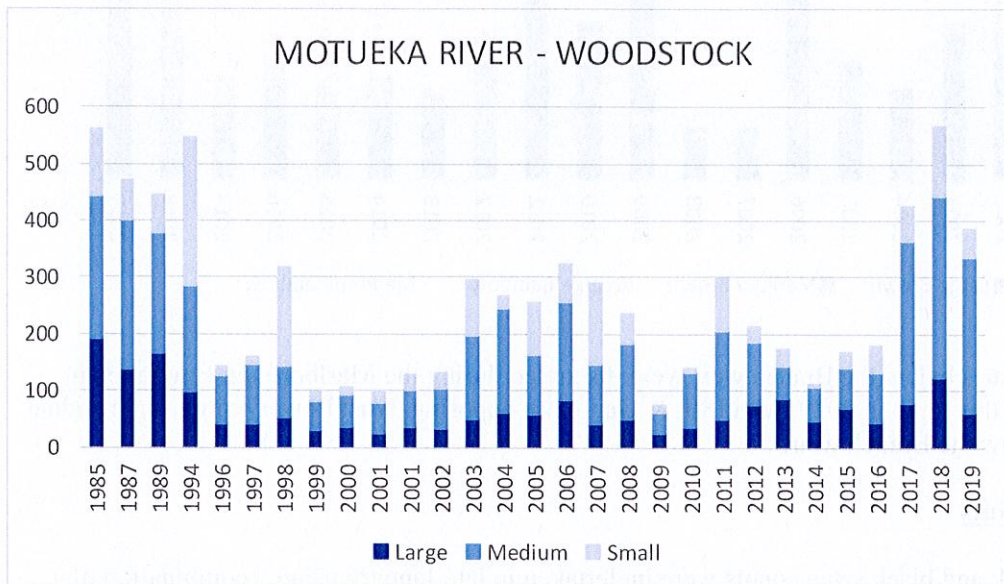
Owen Baigent  
Chairman



# Manager's Report

## 1111 Drift Diving

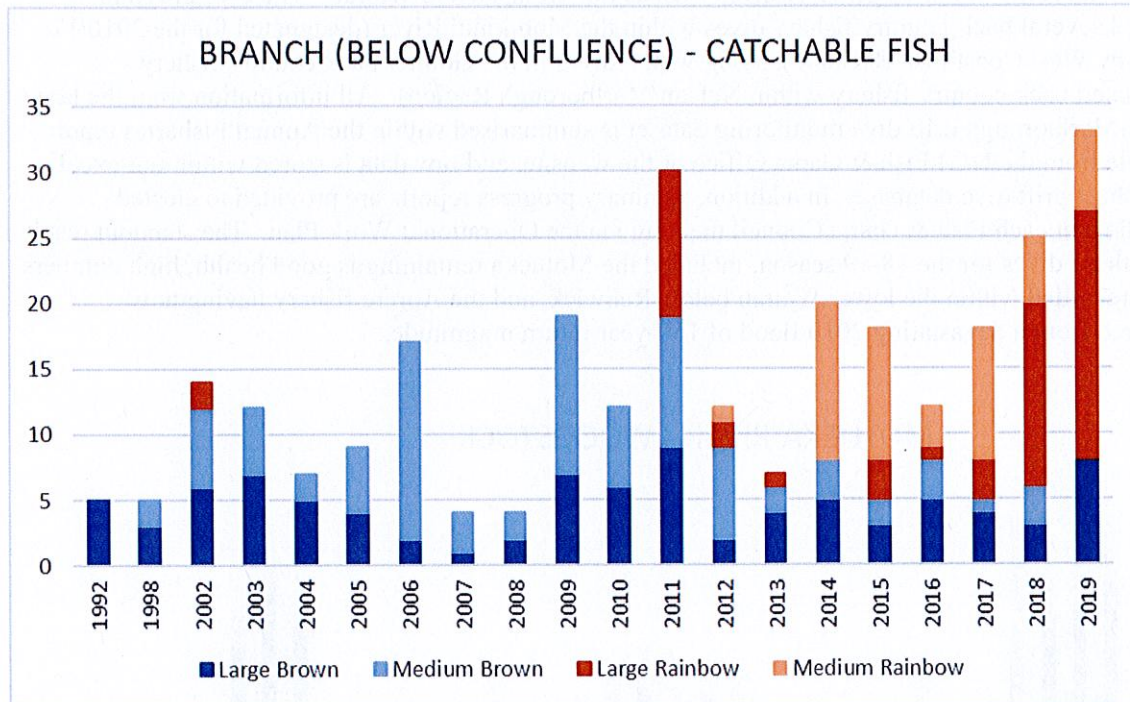
Staff undertook drift diving within 46 sites on 27 rivers for the purposes of fishery health monitoring. Of these, 4 sites on 2 rivers (Grey/Mohikiniui) were undertaken within the West Coast region to assist their staff to complete their field program, and in return their staff assisted Nelson Marlborough Region with some of our larger river dives such as the Motueka and Wairau. The dive program included several back-country fishery dives within the Mohikiniui River (designated for the 2016/17 season by West Coast Fish & Game), along with 2 dives in the Goulter back country fishery (designated back country fishery within Nelson/Marlborough Region). All information from the large Nelson-Marlborough drift dive monitoring dataset is summarised within the Annual Fisheries report available from the N/M Fish & Game Office or the website, and raw data is stored within our excel spreadsheet drift dive database. In addition, summary progress reports are provided to elected Councilors at each Fish & Game Council meeting via the Operational Work Plan. The standout result within these dives for the 18-19 season, included the Motueka remaining in good health, high numbers of fish recorded within the lower Wairau below Renwick, and the Aorere fishery having now recovered from a devastating 2010 flood of 150-year return magnitude.





**1112 Wairau Branch Fish Movement**

An increased restocking rate of adult rainbow trout via a helicopter within this system has been continued as mitigation for the impact of the weir on the Branch/Leatham trout fisheries. This year the consent condition target fish density of 7 fish per kilometer was again recorded during drift diving, due to an increased number and frequency of adult fish releases.



Residual flow issues below the Branch weir were discussed during the Marlborough Environment Plan hearings on this topic in 2019, with Fish & Game not opposing Trust Power’s proposed residual flow regime below the Branch weir.

**1113 Trend Counts**

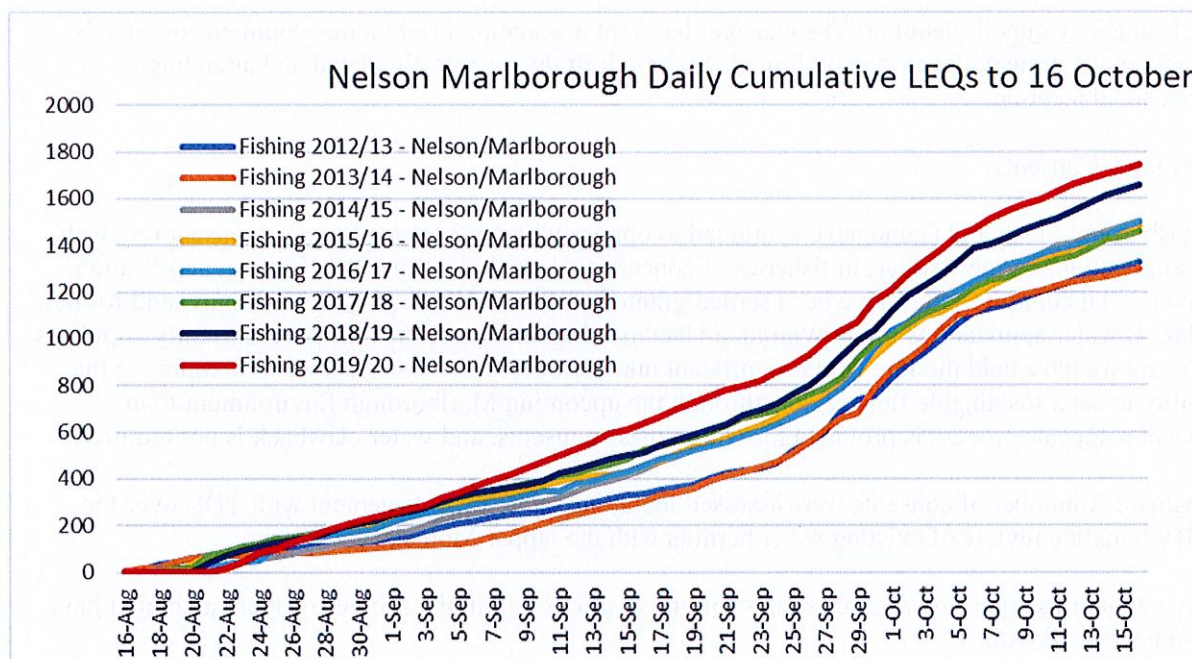
Paradise shelduck and black swan counts were undertaken in late January using a combination of fixed wing aerial and ground counts. While there was a modest overall regional increase in shelduck numbers it was not too dis-similar to 2018 counts. Black swan numbers were similar to 2018 counts. There was a shift in shelduck distribution due to the drought however, with 1300 fewer birds counted in Tasman, but 1000 more counted within the Buller region compared to 2018. Shoveler counts were undertaken in early August. Site index foot counts of mallard/greys occurred across 60 sites within the coastal strip from Golden Bay to Marlborough. Compared to 2018, numbers were up relatively similar and within the margin of error for this monitoring technique. This was a positive result given the drought. All trend data can be viewed within the NM Game report currently being drafted for licence holders, with raw data stored on our excel spreadsheet monitoring files. The N/M Fish & Game Council also receives progress reports on this monitoring work through the operation work plan report update provided for each Council meeting.

**1161 Fishery Enhancement Investigations**

A number of youth fish out events were again held within the Waimea River Park fish out ponds in conjunction with the Tasman Sports Youth Fishing Trust. The opening of the Tasman Fish Out ponds to junior anglers for significant periods outside scheduled events again saw good patronage by



families this summer, which continued over the winter months due to further pond releases. Stocking of Lake Argyle combined with some promotional ‘lucky tag’ and ‘big fish’ incentives again saw excellent patronage of Trust Powers Lake Argyle facility as a result of fish releases funded by Fish & Game. Regional licence sale growth continues to track positively likely due to these initiatives.



An additional large fish out pond at Challies Island in Richmond has been consented and will hopefully be constructed in the coming summer. Agreement to progress a consent application for a fish out pond within the Wairau berm lands near Renwick has also been agreed by Marlborough River engineering staff – these developments give us an exciting new opportunity for future creation of additional ‘put and take’ fisheries near urban centers, in order to recruit, retain, or reactivate additional freshwater anglers.

### **1210 Resource Management Act and Statutory Advocacy**

Major areas of involvement as reported within our operational workplan report include:

**Marlborough Environment Plan (MeP):** The critical water allocation and minimum flows section of the MeP hearings were completed in 2019 with decisions due out by the end of 2019. The significant regional drought which occurred this summer, exposed the inadequacy of the current minimum flow management system, and out evidence included a drying Opouri Riverbed while irrigation continued, which was quite compelling for the hearings panel.

**Tasman District Council Planning:** Unfortunately, Tasman District Council refuses to address low flow management concerns of Fish & Game within the Upper Motueka River as part of the 2019 bona-fide review of water permits. This precipitated the manager notifying Council he was withdrawing from further Dry-weather Taskforce meetings, until TDC start to acknowledge/address FG concerns in regard to the present Tasman Resource Management Plan framework for water management within this area. Legal action was also contemplated over TDCs refusal to identify Fish and Game as affected an affected part and/or notify water permit renewals. In addition, the manager met with Ngati Tama representative Kura Stafford, and Ngati Kuia representative Julia Eason, over this issue. Both these Iwi are equally concerned over Tasman District Council’s current low flow management approach within the Upper Motueka, particularly in light of the rampant hops development currently occurring. Tasman District Council have now committed to undertaking a

brief Cawthron review of its low-flow management monitoring program within the Upper Motueka by the end of 2019. It is hoped the present Government's national policy statement for freshwater management, will force Tasman District Council to notify a full plan review by 2023, whereupon the matter can then hopefully be addressed.

Nelson City Council Planning: The manager has kept a watching brief on developments of NCC's biodiversity strategy development through reading draft documents circulated and attending an occasional meeting.

#### Resource Consents:

Marlborough: Fish and Game have continued to oppose where necessary resource consent renewals, or applications for new water, in fisheries of concern to us including the Rai, Kaituna, and Wairau Rivers. All consents so far have been settled/granted on the basis of a 10-year term only, and for new Class B water applications in the Wairau, a 10 cumec higher cut-off than the MeP currently stipulates. To date we have held the line with a significant number of resource consents for new water, so the ability to set a sustainable flow regime through the upcoming Marlborough Environment Plan decision appeals process is provided for within these consents, and water clawback is not required.

Tasman: A number of consents were assessed including on going engagement with TDC over the 2019 bonafide review of existing water permits with the Upper Motueka catchment.

Several queries regarding river crossings for gravel trucks within the Motueka River catchment have also been dealt with.

Proactive: The manager attended a half day field visit to the Motupiko River with Taylors contracting and TDC Engineering to review their present instream river works program. Several Tasman River Care meetings were attended by staff, as was a meeting with Rainbow Station staff over emergency works to protect the Rainbow Road at Connors Bluff in the Upper Wairau.

#### **1220, 1230 Reserves and Habitat Enhancement**

A site visit with Marlborough District Council staff was held at Top Valley Wetland, to assess future weed control and open water development options.

Native plant release work, and additional planting work continued through the Pernod Ricard Conservation Volunteers NZ program. Ground control of wetland weeds was undertaken by staff and contractors when wetland levels allowed. Hunting at Para was modest on opening weekend due to high wetland water levels.

Weed control work was undertaken at Challies Island, Gibbs Rd, Sunrise and Supplejack valley wetlands. A new wetland was excavated at Sunrise Valley by Sumitomo Forestry, which has also been planted by staff. Future wetland development options have also been investigated at Eve's Valley following the significant fire event last summer.

Work under this output is reported within our operational workplan report and will also be summarised within this year's game report for interested licence holders.

#### **1241 Spawning Habitat Monitoring**

Electric fishing was undertaken within a number of waterways including Opouri, Branch/Leatham (16 monitoring sites surveyed November/March), and Riuwaka. Aerial and foot salmon counts were undertaken, with the Wairau and Clarence catchments. June brown trout spawning foot counts were undertaken in the Taylor, Tinline, Tadmor, Motupiko, Stanley Brook, Pokororo, Riuwaka, Waitui,

and Wai-iti Rivers. August foot counts for rainbows were attempted within the Tinline, Brown River, Opouri, Rai, and Lake Daniels outlet. Detailed information on this work can be obtained from our annual fisheries reports.

#### **1243 Didymo**

Nelson Marlborough Fish & Game again engaged temporary 'Freshwater Advocates' on behalf of both Tasman and Marlborough Council's, utilising MPI sourced funding to promote awareness around water hygiene in relation to Didymo, lake snow and other aquatic invaders. Research on water chemistry factors controlling blooming was investigated this summer in partnership with NMIT and NIWA, through NMIT student David Stephens. The results of this work are still being analysed/written up.

#### **1310 Access**

Buller and Wangapeka fishing access point signage was upgraded where required. Legal access around the Lee Dam Reservoir was advocated for and gained through a parliamentary select committee process. Clarification of the legal status of gamebird hunting through the notified Marlborough Environment Plan (MeP) was sought, and it was established that hunting still has permitted activity status under the MeP. Hunting complaint enquiries at Grovetown Lagoon were dealt with. Engagement with Cycleway proponents at both Wakapuaka Sandflats and Para wetland also occurred. Engagement with the Overseas Investment Office around purchase of Nelson Forest Ltd freehold land also occurred, along with engagement of the Walking Access Commission over Wangapeka Access issues.

#### **1322 Back Country Fisheries Management**

Trail cams were installed in the Travers Valley for angler usage survey purposes. Fish catchability assessments were made whilst undertaking electric fishing monitoring work within the Branch/Leatham fisheries in Nov 2018 and March 2019. Consideration of the imposition of a controlled fishery within the Goulter was in the end deferred until the present national review of New Zealand's pressure-sensitive fishery management has been completed. Staff have inputted into the present 'pressure sensitive' fishery review being undertaken by NZ Council where requested. Approved NMFGC expenditure of \$10 000 towards employment of an external contractor for the production of a pressure sensitive fishery management paper, was not required in the end due to the appointment of Jack Kos at New Zealand Council's office whom has now undertaken to produce this paper instead of an external contractor. A guide's licence continues to be sought nationally by NZFGC, the professional fishing guides association, and DOC. A Nelson/Marlborough region designated back country fishery (Goulter), was drift dived in January 2019, with exceptional numbers of galaxiid fry noted by divers.



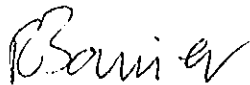
Rhys Barrier  
Manager

**Nelson Marlborough Fish and Game Council**  
**Statement of Responsibility**  
**For the year ended**  
**31 August 2019**

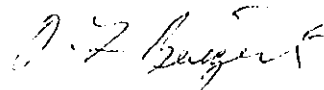
Date 28 November 2019

The Council and Management of the Nelson Marlborough Fish and Game Council, accept responsibility for the accuracy of and judgements used in the preparation of the following Performance Report, and the establishment and maintenance of systems of internal control designed to provide reasonable assurance of the integrity and reliability of financial reporting.

In our opinion, the information set out in the following statements and attached notes to these statements fairly reflects the financial activities and performance of the Nelson Marlborough Fish and Game Council, for the period ended 31 August 2019



Rhys Barrier  
Regional Manager  
NELSON MARLBOROUGH  
FISH AND GAME COUNCIL



Owen Baigent  
Chairman  
NELSON MARLBOROUGH  
FISH AND GAME COUNCIL

**Nelson Marlborough Fish and Game Council**  
**Statement of Financial Performance**  
For the year ended  
31 August 2019

	Note	Actual 2019 \$	Budget 2019 \$	Actual 2018 \$
<b>REVENUE</b>				
Fish and Game licence sales	1	569,219	478,031	522,052
Grants and donations	1	54,983	-	11,520
Interest	1	4,833	5,974	5,415
Funding from central or local government	1	36,281	-	24,713
Other revenue	1	84,339	42,000	81,484
<b>Total Revenue</b>		<b>749,655</b>	<b>526,005</b>	<b>645,184</b>
<b>EXPENSES</b>				
<b>Outputs</b>				
Species management	2	77,298	38,000	53,441
Habitat protection & management	2	64,762	7,500	46,214
Angler & Hunter participation	2	12,404	1,502	15,548
Public interface	2	2,399	1,901	3,039
Compliance	2	685	1,000	2,666
Licensing	2	24,504	22,461	22,523
Council	2	3,142	2,750	2,977
Planning & reporting	2	7,455	7,750	7,272
<b>Overheads</b>				
Employee related costs	2	361,810	359,863	375,149
Depreciation	4	38,065	-	47,982
Other expenses	2	73,978	63,918	69,470
<b>Total Expenses</b>		<b>666,500</b>	<b>506,645</b>	<b>646,281</b>
<b>Operating Surplus/(Deficit)</b>		<b>83,156</b>	<b>19,360</b>	<b>(1,097)</b>
<b>Less Other Expenses</b>				
River Advocate		29,003	-	23,676
NZ F&G Levy		19,362	19,362	5,999
<b>Total Other Expenses</b>		<b>48,365</b>	<b>19,362</b>	<b>29,675</b>
<b>NET SURPLUS/(DEFICIT)</b>		<b>34,791</b>	<b>-</b>	<b>(30,772)</b>

# Nelson Marlborough Fish and Game Council

## Statement of Financial Position

As at  
31 August 2019

	Note	Actual 2019 \$	Actual 2018 \$
<b>ASSETS</b>			
<b>Current Assets</b>			
Bank accounts and cash	3	90,322	46,567
Debtors and prepayments	3	47,860	46,062
Bank term deposits	3	104,510	130,762
<b>Total Current Assets</b>		<b>242,691</b>	<b>223,391</b>
<b>Non-Current Assets</b>			
Property, plant and equipment	4	350,888	320,182
<b>Total Non-Current Assets</b>		<b>350,888</b>	<b>320,182</b>
<b>TOTAL ASSETS</b>		<b>593,579</b>	<b>543,573</b>
<b>LIABILITIES</b>			
<b>Current Liabilities</b>			
Creditors and accrued expenses	3	63,671	52,946
Employee costs payable	3	16,424	11,931
<b>Total Current Liabilities</b>		<b>80,095</b>	<b>64,877</b>
<b>NET ASSETS</b>		<b>513,484</b>	<b>478,696</b>
<b>EQUITY</b>			
Accumulated Funds		305,957	281,971
Restricted Reserves		207,527	196,723
<b>TOTAL EQUITY</b>	5	<b>513,484</b>	<b>478,694</b>

D. D. Poynton - Chairman

R. Barwick - Manager

Date: 28/11/19





# Nelson Marlborough Fish and Game Council

## Statement of Cash Flows

For the year ended

31 August 2019

	Actual 2019 \$	Actual 2018 \$
<b>CASH FLOWS FROM OPERATING ACTIVITIES</b>		
<b>Cash was received from:</b>		
Licence Sales	570,931	521,800
Grants, donations and fundraising	118,024	20,501
Interest	5,932	6,712
Other revenue	38,698	100,068
<b>Cash was applied to:</b>		
Payments to suppliers & Employees	674,231	654,813
GST (net)	(9,921)	5,128
<b>Net Cash Flows from Operating Activities</b>	<b>69,275</b>	<b>(10,861)</b>
<b>CASHFLOW FROM INVESTING &amp; FINANCING ACTIVITIES</b>		
<b>Cash was received from:</b>		
Sale of property, plant and equipment	26,087	29,105
<b>Cash was applied to:</b>		
Purchase of property, plant and equipment	77,957	60,931
<b>Net Cash Flows from Investing and Financing Activities</b>	<b>(51,870)</b>	<b>(31,826)</b>
<b>Net Increase / (Decrease) in Cash</b>	<b>17,405</b>	<b>(42,687)</b>
<b>Opening Cash</b>	<b>177,327</b>	<b>220,014</b>
<b>Closing Cash</b>	<b>194,732</b>	<b>177,327</b>
<b>This is represented by:</b>		
Bank accounts and cash	90,222	46,566
Bank term deposits	104,510	130,761
<b>Total Cash</b>	<b>194,732</b>	<b>177,327</b>

# Nelson Marlborough Fish and Game Council

## Statement of Accounting Policies

For the year ended

31 August 2019

### Reporting Entity

Nelson Marlborough Fish and Game Council is a Public Entity under the Public Finance Act 1989 (Schedule 4). The Council was established on 4 May 1990 with the passing of the Conservation Law Reform Act 1990. These financial statements have been prepared in accordance with Section 153-6 of the Crown Entities Act 2004.

### Basis of Preparation

Nelson Marlborough Fish and Game Council has elected to apply PBE SFR-A (PS) Public Benefit Entity Simple Format Reporting - Accrual (Public Sector) on the basis that it does not have public accountability and has total annual expenses of equal to or less than \$2,000,000. All transactions in the Performance Report are reported using the accrual basis of accounting. The Performance Report is prepared under the assumption that the entity will continue to operate in the foreseeable future.

### Goods and Services Tax (GST)

The Council is registered for GST. All amounts are recorded exclusive of GST, except for Debtors and Creditors which are stated inclusive of GST.

## SIGNIFICANT ACCOUNTING POLICIES

### Revenue Recognition

Nelson Marlborough Fish and Game Council derives revenue through the sale of fish and game licences, interest, sale of fish product, contracts, rentals, grants and miscellaneous sales. All are recorded as revenue in the period they are earned.

### Licence Revenue

Licence revenue is recognised in relation to the period covered by the Game bird or Fish Licence. Any licence money received for a licence in advance will be treated as a liability.

### Grants Received

Grants are recognised as revenue when they become receivable unless there is an obligation in substance to return the funds if conditions of the grant are not met. If there is such an obligation, the grants are initially recorded as grants received in advance and recognised as revenue when the conditions of the grant are satisfied.

### Grant From NZFGC

If an annual grant is provided from the New Zealand Fish and Game Council, it is then recognised as revenue when it is received.

### Interest

Interest revenue is recorded as it is earned during the year.

### Outputs

The Council has allocated expenditure based on the 8 output codes - Species management, Habitat Protection & management, Angler & Hunter participation, Public interface, Compliance, Licensing, Council and Planning & reporting. These are expensed when the related service has been received.



**Nelson Marlborough Fish and Game Council**  
**Statement of Accounting Policies**  
For the year ended  
31 August 2019

**Employee Related Costs**

Wages, salaries, and annual leave are recorded as an expense as staff provide services and become entitled to wages, salaries and annual leave.

Performance payments are recorded when the employee is notified.

Superannuation contributions are recorded as an expense as staff provide services.

**Levies to NZFGC**

A levy is paid each year to the New Zealand Fish and Game Council for the administration of the New Zealand Fish and Game Council, or redistribution to other Councils and for advocacy and research.

**Bank Accounts and Cash**

Bank Accounts and cash comprise cash on hand, cheque or savings accounts, and deposits held at call with banks.

**Debtors**

Debtors represent items the Council has issued invoices for but has not received payment for at year end. When it is likely the amount owed (or some portion) will not be able to be collected, a provision for impairment is recognised and the loss is recorded as a bad debts expense.

**Investments**

Investments comprise investments in term deposits with banks.

Deposits with banks are initially recorded at the amount paid. If it appears that the carrying amount of the investment will not be recovered, it will be written down to the expected recoverable amount.

**Property, Plant and Equipment**

Property, plant and equipment is recorded at cost, less accumulated depreciation and impairment losses.

Significant donated assets are recognised upon receipt at valuation. Significant donated assets for which current values are not readily obtainable are not recognised.

For an asset to be sold, the asset is impaired if the market price for the equivalent asset falls below its carrying amount

For an asset that is used by the Council, the asset is impaired if the value to the Council in using the assets falls below the carrying amount of the assets.

Depreciation is provided rates calculated to allocated the cost of the assets over their estimated useful life. The depreciation rates used are as follows:

Buildings	2.69 - 39.06	% DV
Plant & Equipment	9.00 - 80.40	% DV
Motor Vehicles	31.60 - 36.00	% DV
Office Equipment	11.40 - 60.00	% DV
Land (Para Wetland)	0	% SL

**Creditors**

Creditors represent liabilities for goods and services provided to the Council prior to the end of the financial year which are unpaid. They are recorded at the amount of cash required to settle those liabilities. The amounts are unsecured and are usually paid within 30 days.



# **Nelson Marlborough Fish and Game Council**

## **Statement of Accounting Policies**

For the year ended

31 August 2019

### **Game Bird Habitat Stamp Levy**

Levies of \$2,733.92 have been collected and are paid to New Zealand Fish and Game Council per the New Zealand Game Bird Habitat Stamp Regulations 1993.

### **Employee Costs Payable**

A liability for employee costs payable is recognised when an employee has earned an entitlement. These include salaries and wages accrued up to balance date and annual leave earned but not yet taken at balance date. A liability and expense for long service leave and retirement gratuities is recognised when the entitlement becomes available to the employee.

### **Restricted Reserves**

Restricted reserves are those reserves subject to specific conditions accepted as binding by the Council and which may not be revised by the Council without specified purposes or when certain conditions are met.

### **Income Tax**

The Council is a Public Benefit Entity and is exempt from the payment of Income tax in terms of the Income Tax Act 2007.

### **Budget Figures**

The Budget figures are derived from the Council budget that was approved at the Council meeting in April 2018.

### **Tier 2 PBE Accounting Standards Applied**

The Council has not applied any Tier 2 Accounting Standards in preparing its financial statements.

### **Changes in Accounting Policies**

There have been no changes in accounting policies. All policies have been applied on a basis consistent with those used on the prior year.



# Nelson Marlborough Fish and Game Council

## Notes to the Performance Report

For the year ended

31 August 2019

Note 1 : ANALYSIS OF REVENUE	Actual 2019 \$	Budget 2019 \$	Actual 2018 \$
<b>Licence sales</b>			
Fish licence	461,050	407,917	421,569
Game licence	71,104	70,114	73,220
Non resident Levy	37,065	-	27,263
<b>Total</b>	<b>569,219</b>	<b>478,031</b>	<b>522,052</b>
<b>Grants and donations</b>			
Grants from Game Bird Habitat Trust	1,379	-	3,620
General Donations for Para Wetland	180	-	533
National Fish & Game research funding	8,767	-	-
National Fish & Game legal funding	44,657	-	7,367
<b>Total</b>	<b>54,983</b>	<b>-</b>	<b>11,520</b>
<b>Interest</b>			
Interest	4,833	5,974	5,415
<b>Total</b>	<b>4,833</b>	<b>5,974</b>	<b>5,415</b>
<b>Funding from central or local Govt</b>			
River Advocacy Tasman District Council and Marlborough District Council	29,003	-	23,676
Ministry for the Environment - Salmon Surveillance	7,278	-	-
DoC Para Wetland Development	-	-	1,037
<b>Total</b>	<b>36,281</b>	<b>-</b>	<b>24,713</b>
<b>Other revenue</b>			
Consultancy fees	58,096	30,000	51,468
Fines/Prosecutions	652	-	2,783
Sale of Fish	6,833	12,000	11,507
Sundry Income	1,856	-	1,215
Gain on sale/disposal of assets	16,902	-	14,511
<b>Total</b>	<b>84,339</b>	<b>42,000</b>	<b>81,484</b>

# Nelson Marlborough Fish and Game Council

## Notes to the Performance Report

For the year ended  
31 August 2019

<b>Note 2 : ANALYSIS OF EXPENSES</b>	<b>Actual 2019 \$</b>	<b>Budget 2019 \$</b>	<b>Actual 2018 \$</b>
<b>Species management</b>			
Population monitoring	6,059	6,500	6,580
Harvest assessment	1,678	1,500	1,511
Fish salvage	94	-	2,878
Hatchery operations	42,302	20,000	40,921
Releases	27,164	10,000	1,551
<b>Total</b>	<b>77,298</b>	<b>38,000</b>	<b>53,441</b>
<b>Habitat protection &amp; management</b>			
Resource management	44,700	-	7,501
Works & management	1,862	-	15,182
Assisted habitat	119	500	571
Assessing & monitoring	18,081	7,000	4,377
<b>Total</b>	<b>64,762</b>	<b>7,500</b>	<b>27,631</b>
<b>Angler &amp; Hunter participation</b>			
Access	-	-	1,342
Satisfaction surveys	11,413	-	9,302
Newsletters	233	1,502	3,000
Other publications	652	-	1,876
Training	105	-	28
<b>Total</b>	<b>12,404</b>	<b>1,502</b>	<b>15,548</b>
<b>Public interface</b>			
Communication	69	-	2,000
Advocacy	-	400	-
Public promotions	2,129	1,501	909
Visitor facilities	200	-	130
<b>Total</b>	<b>2,399</b>	<b>1,901</b>	<b>3,039</b>
<b>Compliance</b>			
Ranging	685	500	484
Ranger training	-	500	2,182
<b>Total</b>	<b>685</b>	<b>1,000</b>	<b>2,666</b>

<b>Licensing</b>			
Licence production & distribution	831	950	409
Commission	23,673	21,511	21,816
Agent servicing	-	-	298
<b>Total</b>	<b>24,504</b>	<b>22,461</b>	<b>22,523</b>

<b>Council</b>			
Council meetings	3,142	2,750	2,977
<b>Total</b>	<b>3,142</b>	<b>2,750</b>	<b>2,977</b>

<b>Planning &amp; reporting</b>			
Audit fee	6,634	6,750	6,650
National liaison	219	200	53
Reporting	602	800	569
<b>Total</b>	<b>7,455</b>	<b>7,750</b>	<b>7,272</b>

<b>Employee related costs</b>			
Salaries and wages and Contract Worker	342,437	340,002	354,235
KiwiSaver contributions	9,864	10,200	10,457
ACC levies	936	1,000	1,011
Fringe benefit tax	3,760	3,500	4,157
Allowances	1,865	2,261	2,337
Staff training and other expenses	2,947	2,900	2,952
<b>Total</b>	<b>361,810</b>	<b>359,863</b>	<b>375,149</b>

<b>Other expenses</b>			
Office premises	18,416	18,375	15,062
Office equipment	3,332	3,557	4,564
Communications	11,309	9,050	9,328
General	473	620	406
Field equipment	5,781	4,400	4,502
Vehicles	34,064	27,916	31,729
GIS System	250	-	315
OSH App	-	-	1,665
Bad debts	353	-	1,899
<b>Total</b>	<b>73,978</b>	<b>63,918</b>	<b>69,470</b>

# Nelson Marlborough Fish and Game Council

## Notes to the Performance Report

For the year ended  
31 August 2019

Note 3 : ANALYSIS OF ASSETS AND LIABILITES	Note	Actual 2019 \$	Actual 2018 \$
<b>Bank accounts and cash</b>			
Current account balance		49,181	13,631
Savings account balance		3,977	5,574
Restricted cash	7	37,065	27,263
Cash on hand		99	99
<b>Total</b>		<b>90,322</b>	<b>46,567</b>
<b>Debtors and other receivables</b>			
Accounts receivable		46,215	44,961
Interest Accrued		1,645	1,098
<b>Total</b>		<b>47,860</b>	<b>46,059</b>
<b>Investments</b>			
<i>Current portion</i>			
Term Deposits		104,510	130,762
<b>Total</b>		<b>104,510</b>	<b>130,762</b>
<b>Creditors and accrued expenses</b>			
Trade and other payables		15,009	17,656
Fish licence income in advance		38,743	34,999
GST Payable		9,919	289
<b>Total</b>		<b>63,671</b>	<b>52,944</b>
<b>Employee costs payable</b>			
Accrued salaries and wages		4,614	4,733
Annual leave		5,572	916
PAYE owing		6,238	6,282
<b>Total</b>		<b>16,424</b>	<b>11,931</b>





# Nelson Marlborough Fish and Game Council

## Notes to the Performance Report

For the year ended

31 August 2019

### Note 4 : PROPERTY PLANT & EQUIPMENT

2019

Asset Class	Opening Carrying Amount	Purchases	Sales/ Disposals	Current Year Depreciation and Impairment	Closing Carrying Amount
Land	200,887	-	-	-	200,887
Buildings	32,543	22,089	-	2,734	51,898
Plant & Equipment	12,352	2,150	-	3,251	11,251
Vehicles	68,550	46,665	9,185	28,090	77,940
Office Equipment	5,850	7,053	-	3,990	8,913
<b>Total</b>	<b>320,182</b>	<b>77,957</b>	<b>9,185</b>	<b>38,065</b>	<b>350,889</b>

2018

Asset Class	Opening Carrying Amount	Purchases	Sales/ Disposals	Current Year Depreciation and Impairment	Closing Carrying Amount
Land	200,887	-	-	-	200,887
Buildings	16,723	17,314	-	1,494	32,543
Plant & Equipment	16,532	-	-	4,180	12,352
Vehicles	85,355	38,309	14,707	40,407	68,550
Office Equipment	3,439	4,667	355	1,901	5,850
<b>Total</b>	<b>322,936</b>	<b>60,290</b>	<b>15,062</b>	<b>47,982</b>	<b>320,182</b>

# Nelson Marlborough Fish and Game Council

## Notes to the Performance Report

For the year ended

31 August 2019

Note 5: EQUITY	Actual 2019 \$	Actual 2018 \$
<b>Accumulated Funds</b>		
Balance as at 1 September	281,971	437,584
Surplus/(Deficit)	34,791	(30,774)
Transfer from Reserves	26,912	45,843
Transfer to Reserves	(37,717)	(170,682)
<b>Total Accumulated Funds</b>	<b>305,957</b>	<b>281,971</b>
<b>Dedicated and Restricted Reserves</b>		
Balance as at 1 September	196,723	71,884
Transfer to Accumulated Funds	(26,912)	(45,843)
Transfer from Accumulated Funds	37,717	170,682
<b>Balance at 31 August</b>	<b>207,528</b>	<b>196,723</b>
<b>Total Equity as at 31 August</b>	<b>513,484</b>	<b>478,694</b>
<b><u>Dedicated Reserves</u></b>		
<b>Asset Replacement Reserve</b>		
Balance as at 1 September	106,087	
Transfer from Accumulated Funds	-	-
Transfer to Accumulated Funds	-	106,087
<b>Balance at 31 August</b>	<b>106,087</b>	<b>106,087</b>
<b>Back Country Fisheries Reserve</b>		
Balance as at 1 September	38,303	41,168
Transfer from Accumulated Funds	37,065	27,263
Back Country Fisheries Expenses	(11,413)	(30,128)
<b>Balance at 31 August</b>	<b>63,955</b>	<b>38,303</b>
<b>Fisheries Enhancement</b>		
Balance as at 1 September	13,219	4,528
Transfer from Accumulated Funds	652	12,033
Fisheries Enhancement Expenses	-	(3,342)
<b>Balance at 31 August</b>	<b>13,871</b>	<b>13,219</b>
<b>Game Bird Enhancement</b>		
Balance as at 1 September	1,787	612
Transfer from Accumulated Funds	-	1,596
Game Bird Enhancement Expenses	-	(421)
<b>Balance at 31 August</b>	<b>1,787</b>	<b>1,787</b>



<b>Marlb Junior Fishing Development</b>		
Balance as at 1 September	15,000	-
Transfer from Accumulated Funds	-	15,000
<b>Balance at 31 August</b>	<b>15,000</b>	<b>15,000</b>
<b>Publications</b>		
Balance as at 1 September	1,032	-
Transfer from Accumulated Funds	-	2,908
Publication Expenses	-	(1,876)
<b>Balance at 31 August</b>	<b>1,032</b>	<b>1,032</b>
<b>Wetland Enhancement</b>		
Balance as at 1 September	5,795	-
Transfer from Accumulated Funds	-	5,795
<b>Balance at 31 August</b>	<b>5,795</b>	<b>5,795</b>
<b>Total Dedicated Reserves</b>	<b>207,527</b>	<b>181,223</b>
<b>Restricted Reserves</b>		
<b>Para Wetland Reserve</b>		
Balance as at 1 September	-	10,076
Transfer to Accumulated Funds	-	(10,076)
<b>Balance at 31 August</b>	<b>-</b>	<b>-</b>
<b>Save NZ Rivers Restocking Reserve</b>		
Balance as at 1 September	15,500	15,500
Transfer to Accumulated Funds	(15,500)	-
<b>Balance at 31 August</b>	<b>-</b>	<b>15,500</b>
<b>Total Restricted Reserves</b>	<b>-</b>	<b>15,500</b>
<b>Total Dedicated and Restricted Reserves</b>	<b>207,527</b>	<b>196,723</b>

# Nelson Marlborough Fish and Game Council

## Notes to the Performance Report

For the year ended

31 August 2019

### Nature and Purpose of Restricted and Dedicated Reserves

- Fisheries Enhancement Reserve: For the enhancement of fishing access within the region.  
Game Bird Enhancement Reserve: For the enhancement of Game Bird Habitat within the region.  
Back Country Fisheries Reserve: For the management of waterways that are closed 1 May to 30 September  
Save NZ Rivers Restocking Reserve: For the purchase and release of sports fish into rivers within the region.

### Note 6 : COMMITMENTS & CONTINGENCIES

#### Commitments

There are no commitments as at balance date (Last Year - nil)

#### Contingent Liabilities and Guarantees

There are no contingent liabilities or guarantees as at balance date (Last Year - nil)

### Note 7: OTHER

#### Revenue with Conditions which have not been Recorded as a Liability

The amount of \$37,065 from the Non-resident licence fee has been set aside for the purpose of fishery management in waterways that are closed 1 May to 30 September. This has been noted as restricted cash in Note 3

### Note 8 : RELATED PARTY TRANSACTIONS

Related Party	Description of the Transaction	Value
Councillor Jack Gauld	Contract work River Advocete work and Drift Dives	\$ 5,465
Councillor Ben Sowry	Contract work River Advocete work and Drift Dives	\$ 3,823

(Last Year - nil)

### Note 9: EVENTS AFTER BALANCE DATE

There were no events that have occurred after the balance date that would have a material impact on the Performance Report. (Last Year - nil)

### Note 10: OUTSIDE GRANTS AND DONATIONS

The following Grants and Donations were received for the continued development of the Para Wetland

The Paper Rain Project \$180

New Zealand Gamebird Habitat Trust \$1,378

The following Grants and Donations were received for the purchase of fish for release within the region

Sports Fishing For Youth \$3,478.26

Villa Maria \$1,304.35

TrustPower \$2,000.00

### Note 11: SIGNIFICANT CHANGES

There has been no changes in accounting policies

### Note 12: COMPARATIVES

There have been prior period comparatives which have been reclassified to make disclosure consistent with the current y.



# Nelson Marlborough Fish and Game Council

## Notes to the Performance Report

For the year ended  
31 August 2019

### Note 13: ALLOCATION OF OVERHEADS TO OUTPUT AREAS FOR 2019

In the Statement of service performance, overheads are allocated across the 8 Output areas based on the hours worked within those Outputs over the year. Below is the calculation for distributing the overheads across the output area.

#### ACTUAL 2019

Output Area	Actual Direct \$	Actual Hours	Allocation of Overheads	Total Costs per Output	Actual 2018
Species management	22,450	1,513	109,614	132,086	119,794
Habitat protection & management	2,501	1,239	89,763	92,275	130,873
Angler & hunter participation	12,404	927	67,160	79,526	87,195
Public interface	2,399	393	28,472	30,886	25,709
Compliance	685	333	24,125	24,823	27,925
Licensing	24,504	136	9,853	34,326	12,182
Council	3,142	419	30,356	33,513	43,629
Planning & reporting	7,455	882	63,899	71,352	48,553
Totals	75,540	5,842	423,243	498,787	495,860

Actual Overheads	Actual 2019	Actual 2018
Employee related costs	351,728	372,086
Other expenses	71,515	64,376
Total Overheads to Allocate	423,243	436,462

#### BUDGET 2019

Output Area	Budget Direct \$	Budget Hours	Allocation of Overheads	Total Costs per Output	Budget 2018
Species management	11,500	1,485	103,192	114,692	88,945
Habitat protection & management	6,002	1,776	123,414	129,416	160,963
Angler & Hunter participation	1,502	885	61,498	63,000	63,025
Public interface	1,901	411	28,560	30,461	25,643
Compliance	1,000	325	22,584	23,584	18,681
Licensing	22,461	200	13,898	36,359	7,866
Council	2,750	595	41,346	44,096	42,891
Planning & reporting	7,750	220	15,288	23,038	30,135
Totals	54,866	5,897	409,781	464,647	438,149

Budget Overheads	Budget 2019	Budget 2018
Employee related costs	345,863	340,920
Other Expenses	63,918	63,890
Total Overheads to Allocate	409,781	404,810



**STATEMENT OF SERVICE PERFORMANCE  
FOR THE YEAR ENDED 31 AUGUST 2019**



**STATEMENT OF SERVICE PERFORMANCE  
FOR THE YEAR ENDED 31 AUGUST 2019**

**INTRODUCTION**

As required under Section 26W(2) of the Conservation Act 1987 and Section 41(2)(d) of the Public Finance Act 1989 Fish and Game New Zealand, Nelson Marlborough Region have prepared the following Statement of Service Performance for the 2018 - 2019 financial year.

The Activities of Nelson Marlborough Fish and Game Council are planned under eight output areas detailed in the annual Operating Work Plan. This Statement of Service performance compares actual results against the stated performance measures from the plan. For the purposes of this statement the overhead expenses detailed in the Statement of Financial performance (Administration, Salaries, Leases, Bad Debts and other) have been allocated to each output area on the basis of the proportion of staff time directly expended in each area.

**MISSION STATEMENT (from Section 26Q(1) of the Conservation Act 1987):**

*To manage, maintain and enhance the sports fish and game resource in the interests of anglers and hunters.*

Summary Budget and Actual for each output Area.

OUTPUT AREA	Budget				Actual 2019				Actual 2018			
	External Costs	Income	Hours	Net Cost	External Costs	Income	Hours	Net Cost	External Costs	Income	Hours	Net Cost
	\$	\$		\$	\$	\$		\$	\$	\$		\$
Species Management	38,000	26,500	1485	114,692	77,298	54,847	1513	132,086	53,441	41,328	1539	119,794
Habitat Protection	7,502	1,500	1776	129,416	64,762	62,261	1239	92,275	27,631	12,556	1655	130,873
Angler & Hunter Participation	1,502	-	885	63,000	12,404	-	927	79,526	15,547	-	1024	87,195
Public Relations	1,901	-	411	30,461	2,399	-	393	30,886	3,039	-	324	25,709
Compliance	1,000	-	325	23,584	685	-	333	24,823	2,666	-	361	27,925
Licensing	22,461	-	200	36,359	24,504	-	136	34,326	707	-	164	12,182
Council	2,750	-	595	44,096	3,142	-	419	33,513	2,977	-	581	43,629
Planning and Reporting	7,750	-	220	23,038	7,455	-	882	71,352	7,272	-	590	48,553
<b>Total</b>	<b>82,866</b>	<b>28,000</b>	<b>5897</b>	<b>464,646</b>	<b>192,649</b>	<b>117,108</b>	<b>5842</b>	<b>498,786</b>	<b>113,280</b>	<b>53,884</b>	<b>6238</b>	<b>495,860</b>



## SPECIES MANAGEMENT

### Goal

*Maintain sustainable populations of harvestable species at levels to provide for angler and hunter satisfaction while mitigating significant adverse impacts of those species.*

### Summary of Resources

Code	Project Cluster	Budget			Actual 2019			Actual 2018					
		External Costs	Income	Hours	Net Cost	External Costs	Income	Hours	Net Cost	External Costs	Income	Hours	Net Cost
1110	Population Monitoring	6,500	4,500	620	45,083	6,059	4,720	638	47,585	6,580	4,450	788	57,346
1120	Harvest Assessment	1,500	-	55	5,322	1,678	-	36	4,288	1,511	-	37	4,067
1130	Fish Salvage	-	-	10	695	94	-	8	638	2,878	13,850	114	-3,025
1140	Hatchery Operations	20,000	14,000	40	8,780	42,302	6,833	-	35,470	40,921	11,507	-	29,417
1160	Releases	10,000	8,000	600	43,694	27,164	43,295	751	38,306	1,551	11,522	463	22,397
1170	Regulations	-	-	30	2,085	-	-	37	2,682	-	-	22	1,541
1180	Control	-	-	130	9,033	-	-	43	3,117	-	-	115	8,051
	Total	38,000	26,500	1485	114,692	77,298	54,848	1513	132,086	53,020	41,329	1539	119,794

**1110 Species Monitoring: To efficiently collect data to monitor the regions sports fish and game bird populations.**

Objective 1111	Performance Measure	Actual Result 2019	Actual Result 2018
To monitor fish populations in the major rivers.	Drift dive 20 representative river sites by April. Report to Council by May	42 sites dived on 25 rivers, reported to the Council via OWP report, and Annual Fisheries report.	35 sites dived within 23 rivers, reported to the Council via OWP report, and Annual Fisheries report and summarized within the managers performance report undertaken October 9 <sup>th</sup> 2018.



<b>Objective 1113</b> Trend counts of game birds to assess population trends	<b>Performance Measure</b> Report to the Council within one month of survey. i Paradise Shelduck January ii Black Swan January iii Shoveler Duck August	<b>Actual Result 2019</b> Paradise shelduck and black swan counts undertaken late January, summarized in OWP, and will be reported in detail in 2019 Game Report to be presented to Council.	<b>Actual Result 2018</b> Paradise shelduck and black swan counts undertaken late January and shoveler in August, summarized in OWP, reported in detail in 2018 Game Report to be presented to Council.
<b>Objective 1114</b> Assist Cawthron staff with their Salmon Research program	<b>Performance Measure</b> Report as required in staff reports to Council.	<b>Actual Result 2019</b> Additional salmon samples were collected for Cawthron genetic work, as reported in OWP.	<b>Actual Result 2018</b> An additional 30 salmon heads were collected and provided to Cawthron for genetic analysis work, reported in OWP reports
<b>Objective 1115</b> Assess populations of Chukar, NZ Shoveler, Mallard and Grey Ducks according to national guidance. Report to Council within two months of surveys	<b>Performance Measure</b> Report to Council within one month of surveys	<b>Actual Result 2019</b> Completed, shoveler data forwarded to national coordinator. Work reported to Council in OWP. Full data for both species will be presented/discussed within the 2019 game report to be presented to full Council.	<b>Actual Result 2018</b> Completed, data forwarded to national coordinator. Work also reported to Council in OWP, with full data presented/discussed within the game report to be presented to full Council.

**1120: Harvest Assessment: Survey game bird and angler harvests**

<b>Objective 1123</b> Complete the annual telephone survey of game bird hunters, their regional effort, success rate and harvest.	<b>Performance Measure</b> Review results and report to Game Committee by November	<b>Actual Result 2019</b> Harvest survey undertaken during season as required, discussed within the OWP, and will be presented in the game report to be presented to full Council.	<b>Actual Result 2018</b> Harvest survey undertaken during season as required, discussed within the OWP, and presented in the game report to be presented to full Council
--	---	---	--

**1130: Fish Salvage**

<b>Objective 1131</b> Carry out fish salvage as required	<b>Performance Measure</b> Report to Council in staff reports as needed.	<b>Actual Result 2019</b> Fish salvage was attempted with limited success within the Opouri River as it went dry. Reported to	<b>Actual Result 2018</b> Fish salvage attempted in Wai-iti and undertaken in Argyle canals. Reported to Council in OWP
---	---	--	--



Council in OWP.

**1140: Hatchery Operations**

Objective	Performance Measure	Actual Result 2019	Actual Result 2018
<b>Objective 1141</b> As provided for by MPI licence, continue to rear salmonids within an existing Marlborough freshwater fish farm for use in 'put & take' fisheries, 'kick-starting' flood damage recovery within small fisheries, and additionally Tasman and Marlborough fish out events	Report to Council in staff reports.	Completed, reported to Council within OWP reports and also via the completed annual fisheries report.	Completed, reported to Council within OWP reports and also to the fish committee via completed annual fisheries report May 29th, and full Council June 12 <sup>th</sup> .

**1160: Sports Fishery and Gamebird Enhancement- To investigate and where appropriate, undertake fisheries and gamebird enhancements.**

Objective	Performance Measure	Actual Result 2019	Actual Result 2018
<b>Objective 1161</b> Construct a Fishout pond in Marlborough for a 'Take a Kid Fishing' site in partnership with the Marlborough Anglers club. Undertake fish releases within recruitment impaired Marlborough and Nelson fisheries, and enclosed 'put and take' fisheries.	Report to Council in staff reports as needed.	Partially completed, new site for Marlborough FO pond now subject to ground water level monitoring to inform consent requirements. A number of fishery enhancement initiative releases also undertaken as reported to Council within OWP reports and annual fisheries report.	Partially completed, a new site now identified for Marlborough FO pond subject to consenting requirements. A number of fishery enhancement initiative releases also undertaken reported to Council within OWP reports and also to the fish committee via completed annual fisheries report May 29th and full Council June 12 <sup>th</sup> .
<b>Objective 1162</b> Monitor and undertake fish restocking and trap/transfer in the Branch River in conjunction with the hydroelectric power scheme	Report to Council as required	Two heli-releases of 400 fish funded by Trust Power were undertaken. Enhanced stocking program met the 7 fish/km target for the second year in a row. Trap and screen issues are now resolved. Reported to Council within OWP under 1162.	<b>Actual Result 2018</b> Two heli-releases of 400 fish funded by Trust power were undertaken. The enhanced stocking program met the 7 fish/km target for the first time in 7 years. Reported to Council in OWP under both 1111 and 1112, and the Trust Power report on this was also emailed to Councilors 16/5/18. Trap and screen issues remain

				unresolved at this stage due to Trust Power concern around excessive cost – reported to Council in OWP
<b>Objective 1163</b>	<b>Performance Measure</b>	<b>Actual Result 2019</b>	<b>Actual Result 2018</b>	
Continue Rabbit Island Pheasant Enhancement through maintaining the present predator trapping network with volunteers. Investigate other options for potential future pheasant population enhancement.	Hold hunt for hunters	Successful hunts held and predator trapping continues as reported within OWP.	Successful hunts held; predator trapping continues.	
<b>Objective 1164</b>	<b>Performance Measure</b>	<b>Actual Result 2019</b>	<b>Actual Result 2018</b>	
Provide advice and assist where appropriate to enhance Salmon recruitment within the Region in particular the Wairau catchment with external funding support. Report	Progress in staff reports to Council	8700 5g salmon smolt released into Wairau catchment. Reported to Council within OWP report under 1161.	5300 70g fin-clipped salmon released into Wairau catchment. Reported to Council within OWP report under 1161	

**1170: Regulations: Efficient regulation of sports fishing and gamebird hunting**

<b>Objective 1171</b>	<b>Performance Measure</b>	<b>Actual Result 2019</b>	<b>Actual Result 2018</b>
To co-ordinate the preparation and gazettal of the Angler's Notice	Recommend the anglers notice to New Zealand Council by 1 July	Completed as reported within OWP, with a maximum 400mm size limit imposed on Goulter fishery.	Completed, a new winter fishery established within the lower Rai for 2018/19 season.
<b>Objective 1172</b>	<b>Performance Measure</b>	<b>Actual Result 2019</b>	<b>Actual Result 2018</b>
To co-ordinate the preparation and gazettal of the Game Notice	Recommend game season conditions to the New Zealand Council by 1 March	Completed, a trail chukor season was established for Molesworth and surrounding South Marlborough stations.	Completed, no significant changes

**1180: Game Bird Control: To mitigate the impact of game bird species on pastoral and horticultural land**

Objective 1181	Performance Measure	Actual Result 2019	Actual Result 2018
To investigate complaints from landholders experiencing crop depredation	Respond in accordance to Council policy. Summarise in the annual report.	A total of 66 crop depredation permits were issued, 25 for pukeko control, 27 for paradise shelduck control, 3 for mallard control, and 11 for combined pukeko / shelduck / mallard control – drought likely spiked complaints.	A total of 46 crop depredation permits issued, 20 for pukeko control, 25 for paradise shelduck control.



## HABITAT PROTECTION AND MANAGEMENT

### Goal

*To protect and increase suitable habitat for sports fish and game birds to the extent necessary to provide for the recreational interests of anglers and hunters.*

### SUMMARY OF RESOURCES

Code	Project Cluster	Budget			Actual 2019			Actual 2018					
		External Costs	Income	Hours	Net Cost	External Costs	Income	Hours	Net Cost	External Costs	Income	Hours	Net Cost
1210	RMA	-	-	746	51,839	44,700	44,657	515	37,373	7,501	7,367	648	45,513
1220	Works & Management	-	-	715	49,685	1,862	-	364	28,247	15,182	5,189	634	54,320
1230	Assisted Habitat	501	1,500	150	9,423	119	1,559	76	4,033	571	-	143	10,540
1240	Assessment	7,001	-	165	18,466	18,081	16,046	284	22,622	4,377	-	230	20,500
	<b>Total</b>	<b>7,502</b>	<b>1,500</b>	<b>1776</b>	<b>129,413</b>	<b>64,762</b>	<b>62,261</b>	<b>1239</b>	<b>92,275</b>	<b>27,631</b>	<b>12,556</b>	<b>1655</b>	<b>130,873</b>

**1210: Resource Management Act: To use statutory mechanisms to advocate for protection of the habitats of sports fish and game birds and for the interests of anglers and hunters especially over access to their sports.**

Objective	Performance Measure	Actual Result 2019	Actual Result 2018
Objective 1211	Review and respond to regional plans and other plans or policies notified by statutory agencies.	Engagement with Marlborough Environment Plan completed, with evidence presented to the hearings panel on water quality issues/solutions and stock access to water provisions. Lengthy hearings evidence on minimum flows and water allocation limits was also produced by the manager, national Environmental Planner Peter Wilson, and legal counsel Dean Van Meirto. Reported to Council in OWP.	Ongoing Fish & Game engagement with Marlborough Environment Plan continues, with evidence presented to 5 separate hearings so far (3 from manager, 5 from national planner Peter Wilson). Fish and Game staff also attended meetings or submitted on the Tasman Pest Management Plan, and Waimea Inlet Action Plan. Engagement in Nelson City Council freshwater and biodiversity planning processes also occurred. Reported to Council in OWP.
Objective 1212	Performance Measure	Actual Result 2019	Actual Result 2018

Monitor resource consent applications and mineral licences.	Provide effective representation within the prescribed time	New Marlborough water allocation consents provided for by the notified MeP were submitted on where necessary to ensure consistency with Fish & Game's Marlborough Environment Plan submission. Ongoing dialogue and engagement with Tasman District Council through their 2019 bonafide consent renewal process continues in an effort to get low flow management addressed within the Upper Motueka. Reported within OWP.	Engagement with a number of new consents has occurred. All new water allocation consents provided for by the notified MeP have also been submitted on to ensure consistency with Fish & Game's Marlborough Environment Plan submission. Reported within OWP.
<b>Objective 1213</b>	<b>Performance Measure</b>	<b>Actual Result 2019</b>	<b>Actual Result 2018</b>
Proactively advocate the interests of anglers and hunters prior to consent applications	Ensure resource developers are aware of Fish and Game interests	Input into river works in the form of a half day river training workshop, and attendance of Tasman Rivercare meetings occurred. Initial dry weather taskforce meetings were attended as a drought took hold across the region. Reported in OWP.	Input to Beef & Lamb NZs strategy occurred via a teleconference, and ongoing dialogue/engagement with TDC over river works is starting to yield positive results for river morphology and the habitat of trout (and eels), in the form of increasing pool habitat.
<b>Objective 1214</b>	<b>Performance Measure</b>	<b>Actual Result 2019</b>	<b>Actual Result 2018</b>
Monitor, evaluate and respond to hydro power applications, including maintaining involvement in Wairau.	Report to Council in Staff Reports	No new hydro applications within this reporting period and no activation of Wairau Power scheme consent occurred	No new hydro applications within this reporting period and no activation of Wairau Power scheme consent occurred
<b>Objective 1215</b>	<b>Performance Measure</b>	<b>Actual Result 2019</b>	<b>Actual Result 2018</b>
Liaise with the Picton to Kaikoura cycleway trust to ensure the final selected route does not impact on hunting, and	Report to Council in Staff Reports	Liaison occurred and is ongoing as reported within OWP	Not a project last year

trail development also interfaces positively with public awareness goals for the Para Wetland project.				
--	--	--	--	--

**1220: Works and Management: To enhance game bird habitats to maintain self-sustaining wild populations and improve hunting opportunities**

	Performance Measure	Actual Result 2019	Actual Result 2018
<b>Objective 1221</b>			
Undertake planting and maintenance as required in Council Reserves or leases in conjunction with hunters	Report to Council in Staff Reports	A site inspection with MDC staff to Top Valley Wetland occurred to identify restoration priorities for this site.	Blackberry control within Top Valley Wetland was undertaken utilising gamebird habitat funding. Reported in OWP.
<b>Objective 1222</b>			
Implement the Para Wetland Operational Plan.	<b>Performance Measure</b> Reducing willow infestation and enhance water levels, waterfowl habitat and hunting opportunities in Para Swamp with assistance from hunters and other statutory or external agencies. Report to Council in Staff Reports	<b>Actual Result 2019</b> Marlborough staff member Vaughan Lynn attended a national wetland conference in Hawkes Bay for networking opportunities in relation to Para Wetland restoration. Ground control of wetland weeds was undertaken when wetland levels allowed. A number of volunteer working days were also held with releasing of native plantings and some planting being undertaken. Aerial spot spraying of willow regrowth was trialled over 35 hectares of the wetland in early March. Fish & Game organised two planting days with Queen Charlotte College students. Hunting on opening weekend within Para was productive with most hunters achieving bag limits of greyhounds and commenting that the flights were the	<b>Actual Result 2018</b> Ground control of wetland weeds was undertaken by staff and contractors when wetland levels allowed. A number of volunteer working days were also held with releasing of native plantings and some planting being undertaken. A meeting with Marlborough Kaikoura Trail Trust (MKTT) was held to further discuss Cycleway route options alongside Para Wetland. Aerial spot spraying of willow regrowth was trialled over 35 hectares of the wetland in early March. Fish & Game organised two planting days with Queen Charlotte College students. Hunting on opening weekend within Para was productive with most hunters achieving bag limits of greyhounds and commenting that the flights were the

				best seen for several years. Three hundred 1.5m tall 4-year old kahikatea saplings were planted. Reported to Council within OWP and discussed in Game report.
--	--	--	--	---

**1230: Assisted Habitat: To enhance habitat and hunting or angling opportunities in areas not administered by Fish and Game.**

	Performance Measure	Actual Result 2019	Actual Result 2018
<b>Objective 1231</b> Wetland enhancement in conjunction with local authorities and private forestry companies, including gamebird habitat development.	Where possible getting leverage from contractors and Government Agencies funds	Weed control at Challies Island, Gibbs Rd, Sunrise, and Supplejack wetlands was undertaken. Planting at Gibbs Rd, Sunrise, Supplejack, and Gibbs Rd 2 (Goldpine site) wetlands has occurred. Two new wetland sites at Eves Valley have been investigated for potential future development. Reported to Council in OWP.	Weed control at Challies Island wetland was undertaken. Planting maintenance at Gibbs Rd wetland has occurred. Two new wetland sites at Challies Island and Eves Valley have been identified. Reported to Council in OWP.
<b>Objective 1232</b> Provide advice to landowners regarding pheasant, wetland and fisheries habitat development	Performance Measure Report to Council in Staff Reports	Actual Result 2019 No major activity here.	Actual Result 2018 No major activity here.
<b>Objective 1233</b> Represent Fish and Game's interest in the Lee Dam and Waimea Freshwater land Advisory Group.	Performance Measure Report Progress in staff reports to Council	Actual Result 2019 Dam construction now underway. Fish & Game along with the Walking Access Commission and Federated Mountain Clubs, successfully gained public access provision around the edge of the reservoirs.	Actual Result 2018 Fish & Game spoke to Tasman District Councillors at a public forum around Waimea river flows and TDCs likely future flow requirements with regards to the Governments NPSFWM.

**1240: Assess and Monitor: To monitor sports fish and game bird populations within the region**



<p><b>Objective 1241</b></p> <p>To assess and monitor suitable Salmon and Trout spawning waters on a rotational basis, to provide information for planning and statutory advocacy.</p>	<p><b>Performance Measure</b></p> <p>Priority areas include Wairau, Pelorus and Motueka catchments. Report annually in August.</p>	<p><b>Actual Result 2019</b></p> <p>Completed within a number of tributaries as reported in OWP. Greater detail provided to the fish committee and full Council via a completed 2019 annual fisheries report. Note the timing of the fisheries report means it does not capture work undertaken late May-August 2019 - this work will be captured in next year's fisheries report but is still reported via OWP in the interim.</p> <p><b>Actual Result 2018</b></p> <p>Completed within a number of tributaries as reported in OWP. Greater detail provided to the fish committee via a completed 2018 annual fisheries report May 29th, and full Council June 12<sup>th</sup>. Note the timing of the fisheries report means it does not capture work undertaken late May-August 2018 - this work will be captured in next year's fisheries report but is still reported via OWP in the interim.</p>	<p><b>Actual Result 2018</b></p> <p>Completed within a number of tributaries as reported in OWP. Greater detail provided to the fish committee via a completed 2018 annual fisheries report May 29th, and full Council June 12<sup>th</sup>. Note the timing of the fisheries report means it does not capture work undertaken late May-August 2018 - this work will be captured in next year's fisheries report but is still reported via OWP in the interim.</p>
<p><b>Objective 1242</b></p> <p>Assist with protection of waterways from didymo, support any research initiatives that arise in relation to treatment trials through elevation of dissolved reactive phosphorus within rivers such as the Takaka.</p>	<p><b>Performance Measure</b></p> <p>Appoint a Didymo advocate if external funding is available.</p>	<p><b>Actual Result 2019</b></p> <p>Completed in both Tasman and Marlborough, with 'advocacy presence' throughout summer including suitable public events. NMIT student David Stephens research on Didymo actively supported by Fish &amp; Game. Reported within OWP.</p>	<p><b>Actual Result 2018</b></p> <p>Completed in both Tasman and Marlborough, with 'advocacy presence' throughout summer including suitable public events. NMIT student research on Didymo actively supported by Fish &amp; Game.</p>



## ANGLER AND HUNTER PARTICIPATION AND SERVICES

### Goals

To encourage angler and hunter participation while maintaining the quality of the recreational experience.

### SUMMARY OF RESOURCES

Code	Project Cluster	Budget			Actual 2019			Actual 2018					
		External Costs	Income	Hours	Net Cost	External Costs	Income	Hours	Net Cost	External Costs	Income	Hours	Net Cost
1310	Access	-	-	80	5,559	-	-	85	6,161	1,342	-	81	7,077
1320	Satisfaction Survey	-	-	200	13,898	11,413	-	189	25,077	9,302	-	241	26,130
1330	Newsletters	1,502	-	90	7,754	233	-	71	5,343	3,000	-	64	7,476
1340	Other Publications	-	-	5	350	652	-	1	724	1,876	-	11	2,646
1350	Training	-	-	250	17,372	105	-	355	25,838	28	-	315	22,069
1360	Club Relations	-	-	260	18,067	-	-	226	16,383	-	-	312	21,797
	<b>Total</b>	<b>1,502</b>	<b>-</b>	<b>885</b>	<b>63,000</b>	<b>12,404</b>	<b>-</b>	<b>927</b>	<b>79,526</b>	<b>15,547</b>	<b>-</b>	<b>1024</b>	<b>87,195</b>

1310: Angler and Hunter Access: Establishing practical access to fishing and hunting areas, and identifying these with signs as appropriate

Objective 1311	Performance Measure	Actual Result 2019	Actual Result 2018
Maintenance of physical access, including signs on site which conform to national sign standards, with assistance from external agencies	Report to Council in Staff Reports.	Completed where required. Reported in OWP.	Completed where required. Reported in OWP.
Objective 1312	Performance Measure	Actual Result 2019	Actual Result 2018
Negotiation with landowners, government departments and local authorities for continued or improved hunter access	Report to Council in Staff Reports	A number of hunter access issues were responded to as reported in the OWP.	Rabbit Island pheasant hunts were again undertaken, and Gibbs Rd forestry wetland allocated to hunters. Reported via OWP.

Objective 1313	Performance Measure	Actual Result 2019	Actual Result 2018
Liaise with Walking Access NZ to promote access issues as required.	Undertake action to enhance priority areas and report to Council in Staff Reports	Liaison on several issues occurred as reported within OWP.	Riuwaka subdivision access finalized (reported in OWP 1212), liaison also occurred over Marlborough Environment Plan issues and Lee Dam public access.

**1320: Satisfaction Surveys: To encourage maximum angler and hunter participation while maintaining the quality of angler or hunter experience and licence holder satisfaction with Fish and Game and their sport.**

Objective 1321	Performance Measure	Actual Result 2019	Actual Result 2018
Backcountry user satisfaction. Designate up to two back country fisheries within the Nelson Marlborough Region. Survey users from existing designated back country fisheries in relation to satisfaction levels. Investigate implementation of controlled fisheries if necessary.	Provide Council with report and recommendations	Trail cameras in the Travers Valley were again deployed to monitor angler usage for another fishing season. Staff continue to engage with regional / national staff on the production of a NZ quality waters management strategy – proposed Goulter controlled fishery now deferred subject to outcome/direction of current national discussion paper on NZ pressure sensitive fisheries management. Fish catchability assessments were undertaken during two native fish monitoring surveys within the Branch/Leatham catchment	Trail cameras in the Travers Valley were deployed to monitor angler usage. An Upper Wairau beat system and backcountry information sign was installed at Six Mile. Backcountry surveys were sent out to all holders of backcountry endorsements. Data from the survey was summarised in the fisheries report. Staff met with Kiwi Anglers First (David Linklater), local fishing guides, angling club members and F&G Councillors to discuss future management of pressure sensitive (backcountry) fisheries.
Objective 1322	Performance Measure	Actual Result 2019	Actual Result 2018
Assess and carryout drift dive surveys on selected reaches of the back-country Rivers &/or tributaries, and assist West Coast with drift diving if required. Undertake targeted compliance work within designated back	Report back to Council in Staff Reports	Goulter back country fishery was drift dived. Assistance given to West Coast region for their Mohikini dive. Although a lower overall rate of compliance checks in back country fisheries occurred this year, an identical percentage to last year (44%) of non-	Staff helped West Coast drift dive Karamea and Mohikini, back country compliance rate increased due to more ranger focus on these fisheries.

country fisheries.		resident anglers were checked within back country fisheries.
--------------------	--	--

**1330: Newsletters, Maintain contact with licence holders and interest groups**

	Performance Measure	Actual Result 2019	Actual Result 2018
<b>Objective 1331</b>			
Produce supplements for two national magazines	Distribute to all licence holders and interested parties by one month prior to the opening of each season	Four-page national magazine supplements produced, and magazines distributed to all licence holders by National office.	National magazine supplements produced, and magazines distributed to all licence holders by National office.
<b>Objective 1332</b>	<b>Performance Measure</b>	<b>Actual Result 2019</b>	<b>Actual Result 2018</b>
Produce regional monthly Ezine with assistance of local anglers and hunters	Provide content to national coordinators as required	Completed on time each month as required, noting these publications are due for a national review.	Completed on time each month as required.
<b>Objective 1333</b>	<b>Performance Measure</b>	<b>Actual Result 2019</b>	<b>Actual Result 2018</b>
Update and actively enhance website including development of videos	Provide regular content for website/facebook	Regional face book page has been regularly updated. National website scheduled to be rebuilt.	Regional face book page has been regularly updated, and occasional request for website material from national office responded to.

**1340: Publications: Publicise matters of interest to licence holders and user groups**

	Performance Measure	Actual Result 2019	Actual Result 2018
<b>Objective 1341</b>			
Continue to update and reprint access pamphlets as required.	Respond to vendor / licence holder demand	Completed as reported in OWP.	Completed

**1350: Angler and Hunter Training: Encourage and support new anglers and hunters**

Objective	Performance Measure	Actual Result 2019	Actual Result 2018
<b>Objective 1351</b>			
Continue support for adult 'Fish and Game' programmes	Report to Council by August	Completed, adult hunts course assisted by staff, and Lawson Davey visited California to assess overseas hunter recruitment models.	Completed, adult hunts course assisted by staff.
<b>Objective 1352</b>	<b>Performance Measure</b>	<b>Actual Result 2019</b>	<b>Actual Result 2018</b>
Coordinate at least one organised game bird hunt	Report to Council by February	Organised pheasant hunts completed as reported within OWP.	No requests from clubs for fly fishing clinic assistance. Organised pheasant hunt completed.
<b>Objective 1353</b>	<b>Performance Measure</b>	<b>Actual Result 2019</b>	<b>Actual Result 2018</b>
Promote annual pre-season sporting clay events.	Report to Council in Staff Reports	One event attended.	Not Achieved. Hunter wild food evening instead coordinated by staff.
<b>Objective 1354</b>	<b>Performance Measure</b>	<b>Actual Result 2019</b>	<b>Actual Result 2018</b>
Process applications for Fishing Competitions and educational permits as required	Respond to applications within five working days. Report to Council by August	No permit requests received, although staff ran a 'lucky-tag' fishing competition at Lake Argyle.	Four educational permits issued upon request.
<b>Objective 1355</b>	<b>Performance Measure</b>	<b>Actual Result 2019</b>	<b>Actual Result 2018</b>
Assist with Take a Kid Fishing programs associated with Fish Out Pond in both Tasman and Marlborough	Staff and council/or assistance with Fish Out ponds	One Marlborough event held, and a number of Tasman events assisted with.	No Marlborough events held, a number of Tasman events were assisted with, reported in OWP under 1355.

**1360: Club Relations: Encourage and support participation in angling and hunting through clubs and a positive view of Fish and Game**

Objective	Performance Measure	Actual Result 2019	Actual Result 2018
<b>Objective 1361</b>			
Hold regular liaison or meetings with all clubs	Report to Council by August	Attendance and presentation to both Nelson and Marlborough Angler clubs was undertaken. Reported in OWP.	Attendance and presentation to both Nelson and Marlborough Angler clubs was undertaken. Reported in OWP.

Objective 1362	Performance Measure	Actual Result 2019	Actual Result 2018
Respond to enquiries from licence holders and members of the public concerning angling and hunting.	Meet demand	Ongoing daily/weekly responses to licence holder phone calls, emails, and drop in visits completed. Reported via OWP/timesheet hours.	Ongoing daily/weekly responses to licence holder phone calls, emails, and drop in visits completed.



PUBLIC RELATIONS

Goal

*To maximise public awareness of the values associated with the sports fish and game bird resource, and support for the management role of Fish and Game New Zealand.*

SUMMARY OF RESOURCES

Code	Project Cluster	Budget				Actual 2019				Actual 2018			
		External Costs	Income	Hours	Net Cost	External Costs	Income	Hours	Net Cost				
1410	Liaison	-	-	35	2,452	-	-	39	2,791	-	-	19	1,300
1420	Communication	-	-	131	9,103	69	-	175	12,718	2,000	-	132	11,250
1430	Advocacy	400	-	70	4,864	-	-	68	4,929	-	-	97	6,790
1440	Public Promotions	1,501	-	130	10,934	2,129	-	78	7,783	909	-	26	2,699
1460	Visitors/Education	-	-	45	3,128	200	-	34	2,665	130	-	50	3,670
	<b>Total</b>	<b>1,901</b>	<b>-</b>	<b>411</b>	<b>30,461</b>	<b>2,398</b>	<b>-</b>	<b>394</b>	<b>30,886</b>	<b>3,039</b>	<b>-</b>	<b>324</b>	<b>25,709</b>

1410: Liaison with other statutory authorities as required under the Conservation Act

Objective 1411	Performance Measure	Actual Result 2019	Actual Result 2018
Regular liaison with Department of Conservation staff and with Conservation Board.	Report in staff reports to Council	Completed as reported within OWP.	DOC representatives attended at least 50% of Council meetings. Liaison with Conservation Board over review of whitebait regulations occurred.



**1420: Communication: Liaison with environmental groups, local authorities, iwi, and resource users to ensure hunting and angling and Fish and Game interests are recognised and provided for**

Objective 1421	Performance Measure	Actual Result 2019	Actual Result 2018
Foster opportunities for contact and consultation with user groups, service groups, conservation groups, and landowners. Promote sports fish and game, using public awareness resource material.	Report to Council	Contact with a number of groups occurred as reported within the OWP.	Contact with a range of groups occurred including Forest and Bird, NZDA's Bill O'Leary, Predator free NZ, Penny Wardle (WAC), Tasman Environmental Trust, Motueka catchment residents, and Nelson Forestry Limited. A letter of support to NZ Landcare SFF bid around afforestation of vulnerable steep pastoral lands was provided. Nigel Harwoods property was visited. Staff spoke to the Richmond Scout Group about Fish & Game and the activities it carries out. Staff also attended several TDC River Care meetings. Reported in OWP.
<b>Objective 1422</b>	<b>Performance Measure</b>	<b>Actual Result 2019</b>	<b>Actual Result 2018</b>
Liaison with local MPs if required	Report to Council by August	Contact with Nick Smith around Lee Dam access occurred.	None required
<b>Objective 1423</b>	<b>Performance Measure</b>	<b>Actual Result 2019</b>	<b>Actual Result 2018</b>
Liaison with iwi on matters of mutual interest	Report to Council	A significant increase in activity here as reported within OWP.	Staff and a Councilor attended a meeting with Frank Hippolite of Tiakina (representing 4 TOS Iwi), to discuss trout releases and Iwi concerns around these. Reported in OWP.
<b>Objective 1424</b>	<b>Performance Measure</b>	<b>Actual Result 2019</b>	<b>Actual Result 2018</b>
Liaison with local authorities as required each year.	Report to Council	Completed in relation to several topics as reported in OWP, related to 1211-13 also.	Completed – reported in OWP under 1211, and 1421.





**1430: Advocacy: Acceptance of sport fishing and game bird hunting and community support for Fish and Game NZ management**

<b>Objective 1431</b>	<b>Performance Measure</b>	<b>Actual Result 2019</b>	<b>Actual Result 2018</b>
Advocacy of fish and game topics in all local and relevant national media.	10 media contacts per annum in addition to regular media fishing/hunting updates	In excess of 10 media engagements occurred (see J Lucas/My media file)	In excess of 20 media engagements occurred (see J Lucas/My Media file)
<b>Objective 1432</b>	<b>Performance Measure</b>	<b>Actual Result 2019</b>	<b>Actual Result 2018</b>
Pastoral Lease Tenure Review related activities in the Marlborough High Country.	Liaison with run-holders, inspections of properties and writing reports on Fish and Game interests in each station as they are reviewed	Nil activity, noting pastoral lease legislation now rescinded by Parliament.	Nil activity



**1440 Public Promotions: To Promote Freshwater Biodiversity, Hunting and Fishing As Exciting and Valid Recreational Pursuits**

<b>Performance Measure</b>		<b>Actual Result 2019</b>	<b>Actual Result 2018</b>
<b>Objective 1441</b>	Report to Council annually	A lucky tag competition and other promotional work was run in Lake Argyle, reported in OWP under 1444.	A trial promotional offer to 100 lapsed licence holders of a free day licence offer was undertaken. Reported in OWP.
<b>Objective 1442</b>	<b>Performance Measure</b>	<b>Actual Result 2019</b>	<b>Actual Result 2018</b>
Duck calling and hunter evenings.	Report to Council in Staff Report as required	A duck hunters evening at Club Waimea was supported, reported in OWP.	Staff attended the Bunnings Fathers-Day evening on the 30 <sup>th</sup> of August to provide casting tuition and information. Apparently approximately 200 people (including kids turned up) for the evening which ran between 5 - 7:30pm. Reported in OWP.
<b>Objective 1443</b>	<b>Performance Measure</b>	<b>Actual Result 2019</b>	<b>Actual Result 2018</b>
To participate in world wetlands day as per national policy	Attend or host a celebratory event	The national billboard skins at Para Wetland were replaced with promotional messaging around Fish & Games wetland conservation work, to coincide with a World Wetlands day national media release.	No events organized
<b>Objective 1444</b>	<b>Performance Measure</b>	<b>Actual Result 2019</b>	<b>Actual Result 2018</b>
To undertake further fishing participation trials	Increased licence sales	Licence sales are up 6.1% this year as a result of a number of initiatives as reported within the OWP report.	An increase in licence sales was achieved due to a range of new participation trials.

**1450 Visitor Facilities / Education: To undertake displays of Fish and Game activity and educate the public on angling, hunting and Fish and Game activities**

Objective 1451	Performance Measure	Actual Result 2019	Actual Result 2018
<p>Maintain regular contact with schools to promote angling and hunting and Fish and Game activities in intermediate and certain high schools in the region. Support Fish in Schools programme. Investigate demand for Fish &amp; Game schools environmental education program. Facilitate school field trips to Para Wetland where requested.</p>	<p>Report to Council annually</p>	<p>NMIT sponsored fish in schools program continues with 12-15 schools in the region hosting a salmon tank over this reporting period. No school educational trips to Para Wetland were requested this year.</p>	<p>NMIT sponsored fish in schools program continues with several schools in the region hosting a salmon tank. A Garin College educational fishing day was run by FG. Reported to Council in OWP under 1355.</p>
Objective 1452	Performance Measure	Actual Result 2019	Actual Result 2018
<p>To engage with Tertiary Institutes to support Students to undertake Fish &amp; Game project</p>	<p>Report to Council in Staff Reports</p>	<p>Staff hosted a volunteer work placement student from NMIT. Fishing tuition and information about FO ponds was provided to 1<sup>st</sup> year Aquaculture students. Reported in OWP.</p>	<p>Staff hosted a volunteer work placement student from NMIT. In addition to didymo research, FG provided NMIT staff with trout &amp; salmon otoliths from the Nelson Marlborough Region for research as well as assisted in getting samples from other regions. Fishing tuition and information about FO ponds was provided to 1<sup>st</sup> year Aquaculture students. Reported in OWP.</p>

COMPLIANCE

Goal

To protect the sports fish and game bird resource and its user management through enforcement and education of legislative requirements.

SUMMARY OF RESOURCES

Code	Project Cluster	Budget			Actual 2019			Actual 2018					
		External Costs	Income	Hours	Net Cost	External Costs	Income	Hours	Net Cost	External Costs	Income	Hours	Net Cost
1510	Ranging	500	-	180	13,008	685	-	255	19,132	484	-	235	16,963
1520	Ranger Training	500	-	80	6,059	-	-	47	3,371	2,182	-	101	9,249
1530	Compliance	-	-	65	4,517	-	-	32	2,320	-	-	25	1,713
	<b>Total</b>	<b>1,000</b>	<b>-</b>	<b>325</b>	<b>23,584</b>	<b>685</b>	<b>-</b>	<b>334</b>	<b>24,823</b>	<b>2,666</b>	<b>-</b>	<b>361</b>	<b>27,925</b>

1510: Ranging: To achieve an annual 10% coverage of licence holders and seek a 95% compliance rate in order to ensure compliance with legislation in the interests of licence holders

Objective 1511	Performance Measure	Actual Result 2019	Actual Result 2018
To maintain adequate ranging to meet the 10% coverage of licence holders,	Report to Council in August	478 fishing licence checks (478/4085 LEQ's = 11.7%) were undertaken by rangers and 71 game licence checks (71/880 = 8%) were completed, like last year there was no pukeko hunt this year, and out of region hunting on opening weekend makes achieving game compliance targets difficult.	493 fishing licence checks (493/3351AWS = 14.7%) were undertaken by rangers and 62 game licence checks (62/899 = 6.9%) were completed. The absence of an organized pukeko hunt this year led to an under-achievement in game licence checks, however fishing licence checks increased further.

1520: Ranger Training

Objective 1521	Performance Measure	Actual Result 2019	Actual Result 2018
To undertake adequate training of new and existing honorary	Twice yearly pre-season meetings Report to Council by	All staff and honorary ranger warrants were renewed this year and information	Staff and a Councillor attended a boat refresher course at Lake Rotōiti. Two



rangers.	August	<p>packs sent to honorary rangers' preseason. All staff and honorary rangers will attend a refresher CERT course in September 2019 and receive a presentation from Steve Doughty NZC R3 coordinator about the importance of our rangers as ambassadors.</p> <p>voluntary rangers attended CERT ranger safety and tactical awareness training in Christchurch, and an additional two attended CERT training in Rotorua. All ranger warrants (including staff) expired in September 2018 meaning significant work to renew warrants was required including re-vetting most of the honorary rangers. Information packs were sent to honorary rangers including an update for the season ahead, some training and H&amp;S material as well as mobile letters to give to anglers fishing on designated b/c rivers without an endorsement. Reported in OWP.</p>
----------	--------	---

**1530: Compliance/Prosecutions**

	Performance Measure	Actual Result 2019	Actual Result 2018
Objective 1531			
To efficiently undertake prosecutions of offenders	Under Council policy, offering diversion, or laying information and/or providing material to prosecutors within 20 working days of receiving reports	1 offence notice was issued for fishing without a licence and in a junior fishery	Offence notices were issued as follows: Fishing without a licence: 7; Fishing closed waters: 1. Fishing in a Junior Fishery 1, Hunting without a licence 1. All offences were dealt with via reparation, a warning letter.



LICENSING

Goal

To optimise the sale of angling and hunting licences as valued products.

SUMMARY OF RESOURCES

Code	Project Cluster	Budget				Actual 2019				Actual 2018			
		External Costs	Income	Hours	Net Cost	External Costs	Income	Hours	Net Cost	External Costs	Income	Hours	Net Cost
1610	Licensing/Marketing	950	-	140	10,679	831	-	127	9,206	-	-	111	7,767
1620	Agent Servicing	-	-	60	4,169	-	-	9	1,447	707	-	53	4,415
1630	Commission	21,511	-	-	21,511	23,673	-	-	23,673	21,816	-	-	21,816
	<b>Total</b>	<b>22,461</b>	<b>-</b>	<b>200</b>	<b>36,359</b>	<b>24,504</b>	<b>-</b>	<b>136</b>	<b>34,326</b>	<b>22,523</b>	<b>-</b>	<b>164</b>	<b>33,998</b>

1610: Licensing: To ensure the efficient process of fishing and hunting licences

Objective	Performance Measure	Actual Result 2019	Actual Result 2018
<b>Objective 1610</b>			
To liaise with Eyede to ensure the efficient and effective delivery of licences to licence holders and to vendors.	Minimize number of contacts with Eyede and the number of outstanding payments and/or concerned vendors	Very few contacts with Eyede systems working well, no complaints from licence holders concerning service.	Regular contact with Eyede to ensure the smooth administration of licencing issues in the region was maintained throughout the year.
<b>Objective 1620</b>			
Undertake market analysis of licence holder data and work with the national public awareness manager.	Licence sales increase	This year NM was a 6.1% increase in licence sales.	Lapsed licence holders were targeted with promotional offers. Reported in OWP.
<b>Objective 1630</b>			
To liaise with vendors and keep them informed on Fish and Game activities	Number of contacts with vendors	Contact with agents has been made as and when required, including some provision of promotional material.	Contact with agents has been made as and when required, including some provision of promotional material.



COUNCILS

Goal

To provide for the democratic governance of the fish and game system by fish and game licence holders.

SUMMARY OF RESOURCES

Code	Project Cluster	Budget				Actual 2019				Actual 2018			
		External Costs	Income	Hours	Net Cost	External Costs	Income	Hours	Net Cost	External Costs	Income	Hours	Net Cost
1710	Council Election	-	-	25	1,737	-	-	2	145	-	-	11	801
1720	Council Meeting	2,750	-	570	42,359	3,142	-	417	33,368	2,977	-	570	42,828
	<b>Total</b>	<b>2,750</b>	<b>-</b>	<b>595</b>	<b>44,096</b>	<b>3,142</b>	<b>-</b>	<b>419</b>	<b>33,513</b>	<b>2,977</b>	<b>-</b>	<b>581</b>	<b>43,629</b>

1710: Council Meetings: To enable angler and hunter participation in Council elections

Objective 1711	Performance Measure	Actual Result 2019	Actual Result 2018
Managing the election process, should this be required	Successful election held	New Council first meeting held 20 November 2018	An election was required, and this process was resourced as required.

1720: Council Meetings: To provide efficient management and operation of the council

Objective 1720	Performance Measure	Actual Result 2019	Actual Result 2018
Effective direction of the management of the Council's business.	Prepare Information, agendas, reports and minutes Conduct at least six meetings of the Council	Six meetings completed	Completed.







## INDEPENDENT AUDITOR'S REPORT

### TO THE READERS OF NELSON-MARLBOROUGH FISH AND GAME COUNCIL'S FINANCIAL STATEMENTS AND STATEMENT OF PERFORMANCE FOR THE YEAR ENDED 31 AUGUST 2019

The Auditor-General is the auditor of Nelson-Marlborough Fish and Game Council (the Fish and Game Council). The Auditor-General has appointed me, Philip Sinclair, using the staff and resources of Crowe New Zealand Audit Partnership, to carry out the audit of the financial statements and statement of performance of the Fish and Game Council on his behalf.

#### Opinion on the financial statements and the statement of performance

We have audited:

- the financial statements of the Fish and Game Council on pages 15 to 29, that comprise the statement of financial position as at 31 August 2019, the statement of financial performance and statement of cash flow for the year ended on that date and the notes to the financial statements that include accounting policies and other explanatory information; and
- the statement of performance of the Fish and Game Council on pages 30 to 57.

In our opinion:

- the financial statements of the Fish and Game Council: on pages 15 to 29:
  - present fairly, in all material respects:
    - its financial position as at 31 August 2019; and
    - its financial performance and cash flows for the year then ended; and
  - comply with generally accepted accounting practice in New Zealand in accordance with Public Benefit Entity Simple Format Reporting – Accrual (Public Sector); and
- the statement of performance of the Fish and Game Council on pages 30 to 57:
  - presents fairly, in all material respects, the Fish and Game Council's performance for the year ended 31 August 2019, including for each class of reportable outputs:
    - its standards of performance achieved as compared with the forecasts included in the annual operating work plan for the financial year; and
    - its actual revenue and expenses as compared with the forecasts included in the annual operating work plan for the financial year; and
  - complies with generally accepted accounting practice in New Zealand.

Our audit was completed on 28 November 2019. This is the date at which our opinion is expressed.

The basis for our opinion is explained below. In addition, we outline the responsibilities of the Council and our responsibilities relating to the financial statements and the statement of performance, we comment on other information, and we explain our independence.

#### Basis for our opinion

We carried out our audit in accordance with the Auditor-General's Auditing Standards, which incorporate the Professional and Ethical Standards and the International Standards on Auditing (New Zealand) issued by the New Zealand Auditing and Assurance Standards Board. Our responsibilities under those standards are further described in the Responsibilities of the auditor section of our report.

We have fulfilled our responsibilities in accordance with the Auditor-General's Auditing Standards.

We believe that the audit evidence we have obtained is sufficient and appropriate to provide a basis for our opinion.

*Findex (Aust) Pty Ltd, trading as Crowe Australasia is a member of Crowe Global, a Swiss Verein. Each member firm of Crowe Global is a separate and independent legal entity. Findex (Aust) Pty Ltd and its affiliates are not responsible or liable for any acts or omissions of Crowe Global or any other member of Crowe Global. Crowe Global does not render any professional services and does not have an ownership or partnership interest in Findex (Aust) Pty Ltd.*

*Services are provided by Crowe New Zealand Audit Partnership an affiliate of Findex (Aust) Pty Ltd.*

© 2019 Findex (Aust) Pty Ltd

**Responsibilities of the Council for the financial statements and the statement of performance**

The Council is responsible on behalf of the Fish and Game Council for preparing financial statements and a statement of performance that are fairly presented and comply with generally accepted accounting practice in New Zealand.

The Council is responsible for such internal control as it determines is necessary to enable it to prepare financial statements and a statement of performance that are free from material misstatement, whether due to fraud or error.

In preparing the financial statements and the statement of performance, the Council is responsible on behalf of the Fish and Game Council for assessing the Fish and Game Council's ability to continue as a going concern. The Council is also responsible for disclosing, as applicable, matters related to going concern and using the going concern basis of accounting, unless there is an intention to merge or to terminate the activities of the Fish and Game Council, or there is no realistic alternative but to do so.

The Council's responsibilities arise from the Public Finance Act 1989, the Crown Entities Act 2004, and the Conservation Act 1987.

**Responsibilities of the auditor for the audit of the financial statements and the statement of performance**

Our objectives are to obtain reasonable assurance about whether the financial statements and the statement of performance, as a whole, are free from material misstatement, whether due to fraud or error, and to issue an auditor's report that includes our opinion.

Reasonable assurance is a high level of assurance, but is not a guarantee that an audit carried out in accordance with the Auditor-General's Auditing Standards will always detect a material misstatement when it exists. Misstatements are differences or omissions of amounts or disclosures, and can arise from fraud or error. Misstatements are considered material if, individually or in the aggregate, they could reasonably be expected to influence the decisions of readers taken on the basis of these financial statements and the statement of performance.

For the budget information reported in the financial statements and the statement of performance, our procedures were limited to checking that the information agreed to the Fish and Game Council's annual operating work plan.

We did not evaluate the security and controls over the electronic publication of the financial statements and the statement of performance.

As part of an audit in accordance with the Auditor-General's Auditing Standards, we exercise professional judgement and maintain professional scepticism throughout the audit. Also:

- We identify and assess the risks of material misstatement of the financial statements and the statement of performance, whether due to fraud or error, design and perform audit procedures responsive to those risks, and obtain audit evidence that is sufficient and appropriate to provide a basis for our opinion. The risk of not detecting a material misstatement resulting from fraud is higher than for one resulting from error, as fraud may involve collusion, forgery, intentional omissions, misrepresentations, or the override of internal control.
- We obtain an understanding of internal control relevant to the audit in order to design audit procedures that are appropriate in the circumstances, but not for the purpose of expressing an opinion on the effectiveness of the Fish and Game Council's internal control.
- We evaluate the appropriateness of accounting policies used and the reasonableness of accounting estimates and related disclosures made by the Council.
- We evaluate the appropriateness of the reported performance information within the Fish and Game Council's framework for reporting performance.

- We conclude on the appropriateness of the use of the going concern basis of accounting by the Council and, based on the audit evidence obtained, whether a material uncertainty exists related to events or conditions that may cast significant doubt on the Fish and Game Council's ability to continue as a going concern. If we conclude that a material uncertainty exists, we are required to draw attention in our auditor's report to the related disclosures in the financial statements and the statement of performance or, if such disclosures are inadequate, to modify our opinion. Our conclusions are based on the audit evidence obtained up to the date of our auditor's report. However, future events or conditions may cause the Fishing and Game Council to cease to continue as a going concern.
- We evaluate the overall presentation, structure and content of the financial statements and the statement of performance, including the disclosures, and whether the financial statements and the statement of performance represent the underlying transactions and events in a manner that achieves fair presentation.

We communicate with the Council regarding, among other matters, the planned scope and timing of the audit and significant audit findings, including any significant deficiencies in internal control that we identify during our audit.

Our responsibilities arise from the Public Audit Act 2001.

#### **Other Information**

The Council is responsible for the other information. The other information comprises the information included on pages 1 to 14, but does not include the financial statements and the statement of performance, and our auditor's report thereon.

Our opinion on the financial statements and the statement of performance does not cover the other information and we do not express any form of audit opinion or assurance conclusion thereon.

In connection with our audit of the financial statements and the statement of performance, our responsibility is to read the other information. In doing so, we consider whether the other information is materially inconsistent with the financial statements and the statement of performance or our knowledge obtained in the audit, or otherwise appears to be materially misstated. If, based on our work, we conclude that there is a material misstatement of this other information, we are required to report that fact. We have nothing to report in this regard.

#### **Independence**

We are independent of the Fish and Game Council in accordance with the independence requirements of the Auditor-General's Auditing Standards, which incorporate the independence requirements of the Professional and Ethical Standard 1 (Revised): *Code of Ethics for Assurance Practitioners* issued by the New Zealand Auditing and Assurance Standards Board.

Employees of our firm deal with the Fish and Game Council on normal terms within the course of trading activities of the Fish and Game Council. Other than this, in our capacity as auditor, we have no relationship with, or interests in, the Fish and Game Council.



Philip Sinclair  
Crowe New Zealand Audit Partnership  
On behalf of the Auditor-General  
Nelson, New Zealand

