



Back country magic (photograph courtesy of G. Krewitt)

PERFORMANCE REPORT OF THE

**Nelson-Marlborough
Fish and Game Council**

FOR THE YEAR ENDED
AUGUST 31, 2017

Presented to the House of Representatives pursuant to Section 26 X of the Conservation Act 1987.

Hon Eugenie Sage
Minister of Conservation
Parliament Buildings
WELLINGTON

Dear Minister

I have the honour to submit, pursuant to Section 26 X of the Conservation Act 1987 and Section 44A of the Public Finance Act 1989, the Performance Report and Financial Statements of the Nelson-Marlborough Fish and Game Council for the year ended 31st August 2017

Yours faithfully



Owen Baigent
Chairman
Nelson-Marlborough Fish and Game Council

PERFORMANCE REPORT

1 September 2016 - 31 August 2017

Mission Statement

To manage, maintain and enhance the sports fish and game resource in the recreational interests of anglers and hunters

STATUTORY BASIS

The Nelson-Marlborough Fish & Game Council was established on 4th May 1990 under the Conservation Act 1987 to manage, maintain and enhance sports fish and game birds in the recreational interests of anglers and hunters in the Nelson Marlborough Region.

CONTACT INFORMATION

FISH & GAME CENTRE

Street address.....66 - 74 Champion Road, Richmond
Postal address.....Post Office Box 2173, Stoke
Telephone..... 03 - 544 6382
Facsimile..... 03 - 544 4058
Email: nelsonmarlborough@fishandgame.org.nz

BLLENHEIM OPERATIONAL CENTRE

Street address.....Grovetown Park, S H 1, Blenheim
Telephone & Facsimile..... 03 - 578 8421

www.fishandgame.org.nz

CONTENTS

	Page
INTRODUCTION	
Purpose of Report	5
Mission Statement	5
Planning Horizon	5
Statutory Functions	6
General Information on the Council	6
ORGANISATION STRUCTURE	
Membership of Council	6
Appointments	6
Management Structure	7
CHAIRMAN'S REPORT	8
MANAGER'S REPORT	
Drift Diving	9
Wairau Branch Fish Movement	9
Trend Counts	10
Fishery Enhancement Investigations	10
Resource Management Act and Statutory Advocacy	11
Reserves and Habitat Enhancement	11-12
Spawning & Riparian Habitat Enhancement	12
Spawning Habitat Monitoring	12
Didymo	13
Access	13
Back Country Fisheries Management	13-14
FINANCIAL STATEMENTS	
Statement of Responsibility	16
Independent Auditor's Report	17-19
Statement of Financial Performance	20
Statement of Financial Position	21
Statement of Cash Flow	22
Statement of Accounting Policies	23-25
Notes to the Performance Report	26-33
STATEMENT OF SERVICE PERFORMANCE	35-60

1.0 INTRODUCTION

1.1 Purpose of Report

Briefly states the responsibilities and role or mission of the Nelson-Marlborough Fish and Game Council (Fish and Game);

Provides overview reports on the year ended 31st August 2017 by the Council Chairman and Manager;

Provides the audited financial reports of Council activities for the year, including a comparison with the actual amounts in the previous year, the budget estimates according to the Council's operational work plan as approved by the Minister of Conservation and the actual expenditure for the year; and

Describes the audited statement of service performance, being the actual outputs in time and money spent on Fish and Game management activities compared with those Budgeted for the period 1 September 2016 to 31 August 2017.

1.2 Mission Statement

*To manage, maintain and enhance the sports fish and game resource in the recreational interests of anglers and hunters**

This is achieved by

- monitoring sports fish and game populations;
- monitoring the success and satisfaction of users;
- identifying and initiating action to maintain and enhance sports fish and game populations and habitats;
- formulating and establishing regulations and policies which ensure the maintenance of sports fish and game populations and the recreational experience;
- promoting recreational angling and game bird hunting and ensuring access to this resource;
- securing compliance with sports fish and game regulations;
- keeping anglers and hunters informed;
- involving users in the decision making process.

1.3 Planning Horizon

Sports Fish and Game Management plans provide strategic long term (10 year) management planning, with goals, policies and objectives. This annual report documents the annual performance of the last 12 months of Fish and Game activity in the region.

2.0 STATUTORY FUNCTION

The Nelson-Marlborough Fish and Game Council was established for the purposes of management, maintenance and enhancement of sports fish and game in the recreational interests of anglers and hunters.

The Council has various statutory responsibilities under the Conservation Act 1987 (and its Freshwater Fisheries Regulations 1983) and the Wildlife Act 1953 (and the Wildlife Regulations 1955) and their associated regulatory notices.

3.0 GENERAL INFORMATION ON THE COUNCIL

3.1 Solicitor

Sue Grey, LLB (Hons), BSc
Lawyer

3.2 Bankers

SBS Bank Nelson

3.3 Auditor

Crowe Horwath New Zealand Audit Partnership, on behalf of the Controller and Auditor General, Audit Department.

4.0 ORGANISATION STRUCTURE

4.1 Membership of Council

The Nelson-Marlborough Fish and Game Council have twelve elected Councillors. Six are elected from the six sub-regions and six at large

The members of Council during the year were:

COUNCILLOR	Offices held	Meetings attended
Jim Anderson	Fish Committee	4
Owen Baigent	Chairman & Executive Committee	5
Robin Blackmore	Executive Committee	4
Bill Cash	Game Committee	6
Carey Cudby	Executive & Game Committees	6
Paul Dixon-Didier	NZ Council & Game Committees	5
David Haynes	Fish Committee	4
Geoff Irvine	Game Committee	4
Marc Jary	Fish & Game Committees	6
Tom Kroos	Executive & Fish Committees	5
Alistair Webber	Fish Committee	4
Jean Willis	Fish Committee	5

The Chairman is a member of all committees *ex officio*. Keepa Timms is co-opted onto the Council from Ngai Tahu, Chris Golding from the Department of Conservation attends Council meetings as a non-voting representative of the Minister of Conservation.

4.2 Appointments

Paul Dixon-Didier is appointed to the New Zealand Fish and Game Council.

4.3 Management Structure

Day to day administration of the Council is the responsibility of the Manager and his staff, organised into operational and administrative areas.

MANAGER	Rhys Barrier	Richmond
FIELD OFFICERS	Vaughan Lynn	Blenheim
	Lawson Davey	Richmond
	Jacob Lucas	Richmond
SECRETARY	Karen Crook	Richmond

Chairman's Report

Congratulations to the manager and staff for a very successful year with many tasks achieved. All K.P.I's were completed and some exceeded, although some capital expenditure was required to enable this to happen.

With a new trailer and fish tanker for the transport of many thousands of trout and salmon being reared at the Wilhelmus farm facility, approximately 4000 fish have been released over the year, along with 13000 eyed ova in an attempt to boost existing flood damaged wild fisheries, create lowland put and take fisheries, and to stock fish out ponds and the Taylor junior fishery.

Two new back country fisheries have been designated, bringing this to four with hopefully more in the future.

Reduction of the bag limit for Grey/Mallard ducks appears to be having the desired result with many more clutches of ducklings appearing this spring. Also the excavation of more wetland habitat, some with forestry companies, it is hoped this will continue to stop the decline in duck numbers.

The staff have again organized a successful Pukeko hunt at Wakapuaka and although still in its infancy, pheasant hunts on Rabbit Island have commenced with further work to be done for major success.

M.D.C agreeing to fish-out pond's for children, although a site is yet to be agreed on.

T.D.C agreeing to extend Challies Island ponds is envisaged the extension will be open to all licence holders.

We also appear to be gaining ground with Council over increased water flow in our rivers, although these low flows have been created by Council's over-allocation of water; they appear reluctant to address the issue.

I have noticed that the cohesion and rapport of staff in the office is at an all-time high, and with the long overdue renovation for the office completed, long may it continue. With the backing and support of councilors to staff is envisaged that the 2017/18 achievements will progress even further.

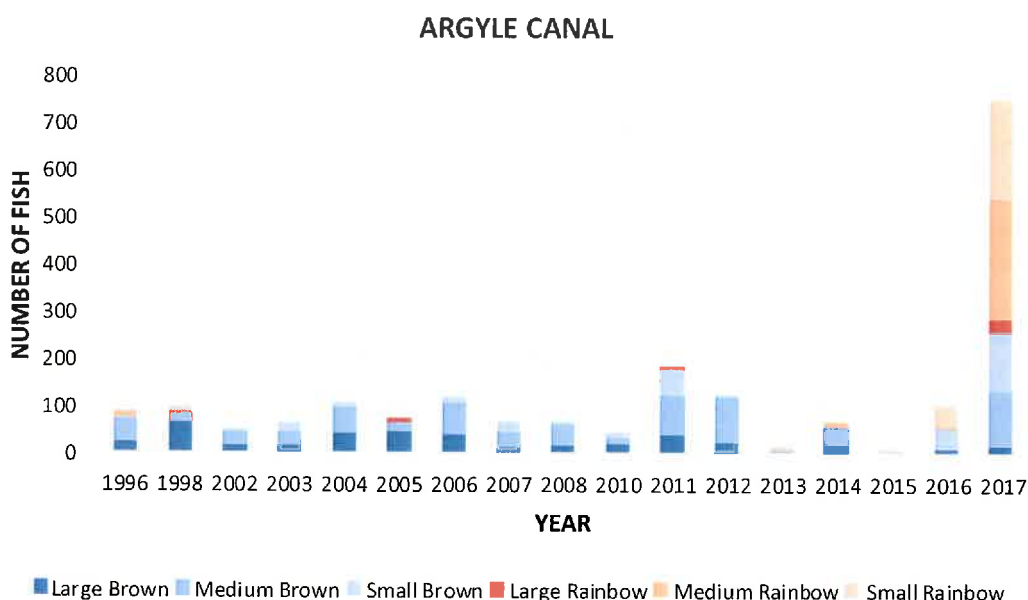


Owen Baigent
Chairman

Manager's Report

1111 Drift Diving

Staff undertook drift diving within 55 sites on 31 rivers for the purposes of fishery health monitoring. Of these, 10 sites on 5 rivers were undertaken within the West Coast region to assist their staff to complete their field program, and in return their staff assisted Nelson Marlborough Region with some of our larger river dives. The dive program included several back country fishery dives within both regions including the Upper Wairau River (designated for the 2017/18 season), and Karamea, and Mohikinui Rivers (designated for the 2016/17 season). All information from this large drift dive monitoring dataset is available within the Annual Fisheries report available from the N/M Fish & Game Office or the website. Positive observations this year included a significant rise in medium sized fish within Motueka, lower Wairau, and Argyle canal drift dive sites, which staff had predicted following observations of very high juvenile numbers the previous summer following two stable spring flow periods in 2014 and 2015.



While medium fish numbers were high however, there was a lack of juvenile fish observed due to turbulent 2016 spring river flows. Less positive was an almost complete collapse of the Takaka River fishery, possibly due to the impact of Didymo, large floods, and/or seal predation. Interestingly, the Waikoropupu River dive revealed almost zero salmonids (1 small fish only), within this river which is unaffected by Didymo or major floods, however a number of resident seals apparently now reside at the salmon farm discharge. Fifteen years earlier this river held significant numbers of large brown trout and salmon, and seal predation within the Motueka River is now also more regularly reported by fishing guides. The growing fur seal population within Tasman Bay will undoubtedly pose a growing challenge for salmonid fisheries management with the top of the south, given their protected status under the marine mammals act.

1112 Wairau Branch Fish Movement

Trial restocking releases of adult rainbow trout via a helicopter continue within this system in an effort to mitigate the impact of the weir on the Branch/Leatham trout fisheries. The trap re-design is still being undertaken by Trust Power, which if successful may reduce the need for adult trout restocking at some future point. Residual flow issues below the weir will be debated during the upcoming Marlborough Environment Plan hearings starting November 2017.

1113 Trend Counts

Paradise shelduck and black swan counts were undertaken in late January using a combination of fixed wing aerial and ground counts. Shoveler counts were undertaken in early August. All trend data can be viewed within the NM Game report available from the Richmond office. Site index foot counts of mallard/greys now include close to 60 sites within the coastal strip from Golden Bay to Marlborough. Due to an inclement wet spring in 2016, a population increase was expected, as national mallard research revealed ephemeral puddles within a brood's home range can double duckling survival rates. This was in fact observed, although much less pronounced within the drier Marlborough region sites. In response to region wide ongoing declines in the hunter harvest of mallard/grey duck, the Nelson/Marlborough Fish & Game Council voted to reduce the seasonal daily bag limit from 15 to 8 for mallard/grey duck for 2017/18 gamebird season. This initiative combined with a good breeding season (wet spring) in 2016, may hopefully lead to an overall increase in the mallard/grey population within the top of the south. Interestingly, hunters within parts of Nelson/Marlborough Region such as Golden Bay, and also parts of the West Coast region recorded an increase in 'grey-type' ducks within their bag this hunting season.



A higher than normal number of grey-type duck within a 2017 hunters bag

1161 Fishery Enhancement Investigations

A number of youth fish out events were held within the Waimea River Park fish out ponds in conjunction with the Tasman Sport Youth for Fishing Trust. The opening of the Tasman Fish Out ponds to junior anglers for significant periods outside scheduled events saw good patronage by families this summer. A Marlborough fish out event was cancelled due to the loss of fish whilst being held within a netted section of the Opawa Loop due to water quality issues. A release of 50 1 kg brown trout was subsequently undertaken within the Taylor River junior fishery instead. In addition a number of fish liberations from the Ormond Aquaculture facility were undertaken within some rivers. A release of tagged adult brown trout was also undertaken within the flood damaged Riuwaka and Takaka Rivers, plus selected spawning tributaries of the Motueka. Additional releases of small rainbows were undertaken within several lower Wairau tributaries and Pelorus tributaries. Most releases have been undertaken within waterways we have baseline drift dive information on so the fate of these fish should be able to be determined. In addition 3000 salmon fry sourced from Waimakariri genetics are being on-grown by Ormond aquaculture for release into the Wairau River.

1210 Resource Management Act and Statutory Advocacy

As always this output soaks up a considerable amount of staff time. Major areas of involvement include:

Marlborough Environment Plan (MeP): With submission and cross submission processes finished, hearings are scheduled to start at the end of 2017, and will likely run for well over 12 months. The main theme of Fish & Game advocacy focus is to try and set minimum flows and allocation limits that are consistent with the draft National Environmental Standard for flow setting and allocation limits given the current MeP is essentially a water allocation plan that provides for irrigation interests but leaves significant environmental risk with the rivers.

Tasman District Council Plan Change 52: a section 310 declaration over Plan Change 52 was not pursued. Instead summer information has been collected on low flows, temperature regime, and fishery health to inform the catchment-wide 2019 review of all water permits for this part of the Motueka which is not protected by the water conservation order.

Nelson City Council Planning: some input into NCC planning processes has occurred, which in general are very good for provision of water quantity and quality standards, although a degree of 'anti-trout' sentiment has been expressed by some within this predominantly urban Council, due to trout not forming 'indigenous biodiversity' regardless of the fact they been within Nelson waterways for over 150 years, and are highly valued by freshwater anglers.

Resource Consents: A global NCC consent for stream channel maintenance activities was signed off as an affected party.

Work continues towards more sustainable Tasman river management as set out through an Environment Court mediation process in relation to Tasman District Councils Engineering Services global river works consent. While there have been one or two speedbumps along the way, things are slowly heading in the right direction. Advocacy for an esplanade reserve to be created as part of a >4 hectare subdivision within the South Branch of the Riuwaka has been successful, with Fish & Game providing a small contribution towards the survey and landowner compensation costs in order to encourage TDC to pursue this opportunity. The new reserve covers a 920m section of the South Branch Riuwaka River, and will guarantee long term enduring legal access well into the future.

A significant number of applications for new water provided for by the notified Marlborough Environment Plan have been opposed by Fish & Game until adequate minimum flows and allocations regimes are set through the upcoming plan hearings process. We have signalled we could agree to some of them if a condition around a much higher cut off flow was imposed. This position has unfortunately put Fish & Game in direct conflict with agricultural and viticultural interests, which could have been avoided had MDC notified a plan which adequately provided for river flow needs

A request to join the Waikoropupu Springs water conservation order was also received by one of the applying parties however the fishery values of the Waikoropupu River do not meet the nationally outstanding threshold to trigger Fish & Game involvement. Nelson/Marlborough Fish and Game instead continues its involvement with Tasman District Councils Freshwater Land Advisory group process for the Takaka catchment, which will work alongside the WCO process to protect the springs.

1220, 1230 Reserves and Habitat Enhancement

Restoration of Para Wetland continues, with much of the dead willow having now fallen over meaning most public feedback on this project is now overwhelmingly positive. Focus on control of residual crack and grey willow continues. The potential routing of a cycleway alongside the wetland is cause

for significant concern but Fish & Game continue to work with proponents of the trail to ensure hunting is not compromised. The Marlborough Field Officer has facilitated a number of native planting days within the wetland including releasing weeds around existing native plantings.



Pernod Ricard and CVNZ volunteers entering Para for a volunteer program work day

Around 20 nights of predator trapping were also undertaken from late August, with 4 feral cats, several hedgehogs, and one rat captured. It has been extremely encouraging for Fish & Game staff to witness good waterfowl use of this area following enhancement works, and also positive feedback from balloted hunters whom have experienced some good hunting at times within the wetland.

Several small wetland development projects have been initiated as part of the Overseas Investment Office process in relation to the Sumitomo purchase of significant forest holdings with the Tasman/Nelson region. An existing Nelson Forests Ltd wetland at Gibbs Road continues to be managed to facilitate game birds and hunting.

1234 Spawning & Riparian Habitat Enhancement

Nelson Anglers club assisted Fish & Game staff with a planting day to extend the present Alfred Stream riparian planting extension, and these plants have been monitored/weed released as required.

1241 Spawning Habitat Monitoring

All historical spawning information records have been entered onto a new GIS system, which will assist staff when selecting which annual spawning stream sites should be surveyed. A number of winter foot surveys were undertaken within the Riuwaka, Upper Tadmor, Stanley Brook, Dove, Coal Creek, Rainy, and Upper Taylor Rivers. Detailed information on this work can be obtained from our annual fisheries report. The results of these surveys directed where some of our fishery enhancement releases were undertaken, with a release of tagged brown trout adults into the Tadmor, Dove, and Stanley Brook rivers, and the implanting of 2900 spare brown trout eyed ova into Coal Creek.



Tagged brown trout observed 1 month post release located on a Redd in Dove River - note white streamer tag on dorsal fin.

1243 Didymo

As with last year, Nelson Marlborough Fish & Game this year engaged temporary 'Freshwater Advocates' on behalf of both Tasman and Marlborough Council's, utilising MPI sourced funding. A number of events were attended to promote awareness around water hygiene in relation to Didymo, lake snow and other aquatic invaders. Stage 1 of an NMIT student project being run collaboratively with NIWA and Cawthron on water chemistry characteristics which cause Didymo to bloom, has also been completed, with results confirming if dissolved reactive phosphorus (DRP) levels are above 2 ppb (parts per billion), the organism does not tend to bloom prolifically. Fish & Game are supporting this research with some limited funding to see if a pilot field trial aimed at elevating DRP levels within part of the Cobb Powerhouse discharge can be implemented this summer.

1310 Access

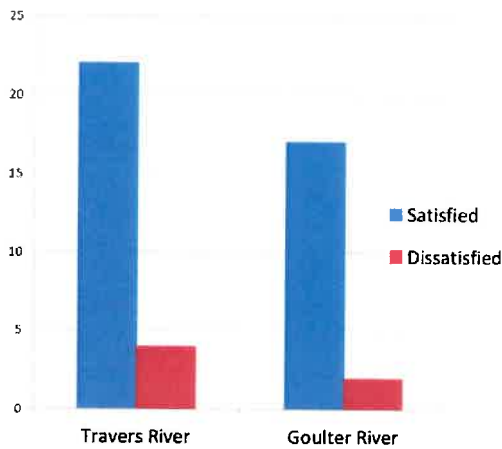
Permanent legal access with part of the South Branch Riuwaka River now appears likely to be funded by Tasman District Council with some limited funding contribution from Fish & Game towards survey costs. A meeting with the management team for the new owners of Rainbow Station (Nelson Honey Company) was very positive and investigations around improving accessibility to this fishery outside the period the road is open, are currently under investigation. Department of Conservation have improved access to Bowscale Tarn for elderly anglers.

Gains for hunters in the access area include the opening up of the eastern half of Rabbit Island for up to 3 organised pheasant hunts per annum, and an agreement from Sumitomo forests to provide hunting access for wetlands currently under development.

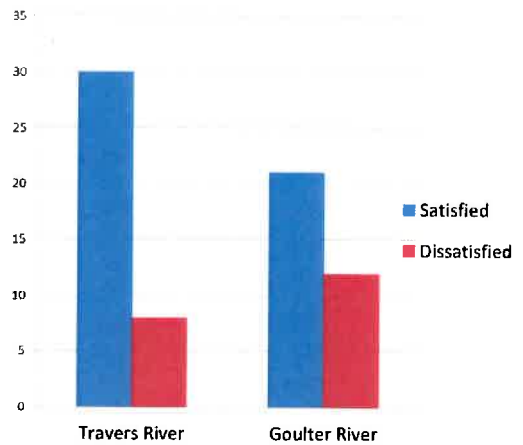
1322 Back Country Fisheries Management

Additional funding provided by the non-resident licence fee differential has enabled the designation of a further 2 back country fisheries within this region bringing us to a total of 4 (Travers, Goulter, Upper Wairau, Upper Matakita). Results of the first year's survey of back country fishery participants within the Goulter and Travers revealed reasonable satisfaction levels within anglers that responded although there was a degree of dis-satisfaction from resident anglers around regular helicopter access/crowding in the Goulter.

Non-resident anglers



Resident anglers



This information has been presented to the top of the south fishing guides association in a joint meeting hosted between Nelson/Marlborough and West Coast Fish & Game staff. Additional funding has also allowed the employment of increased compliance effort work within the 4 designated Nelson Marlborough Region back country fisheries for the coming summer. A number of signs are being installed within these two fisheries, including the imposition of a voluntary angler beat system within the Upper Wairau to reduce angler encounter rates/conflict within this system.

RBarrier

Rhys Barrier
Manager

Nelson Marlborough Fish and Game Council

FINANCIAL STATEMENTS

For the year ended

31 August 2017

Contents

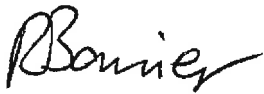
	Page
Financial Information:	
Statement of Responsibility	16
Independent Auditor's Report	17-19
Statement of Financial Performance	20
Statement of Financial Position	21
Statement of Cash Flows	22
Statement of Accounting Policies	23-25
Notes to the Performance Report	26-33

Nelson Marlborough Fish and Game Council
Statement of Responsibility
For the year ended
31 August 2017

15 November 2017

The Council and Management of the Nelson Marlborough Fish and Game Council, accept responsibility for the accuracy of and judgements used in the preparation of the following Performance Report, and the establishment and maintenance of systems of internal control designed to provide reasonable assurance of the integrity and reliability of financial reporting.

In our opinion, the information set out in the following statements and attached notes to these statements fairly reflects the financial activities and performance of the Nelson Marlborough Fish and Game Council, for the period ended 31 August 2017



Rhys Barrier
Regional Manager
NELSON MARLBOROUGH
FISH AND GAME COUNCIL



Owen Baigent
Chairman
NELSON MARLBOROUGH
FISH AND GAME COUNCIL

INDEPENDENT AUDITOR'S REPORT

TO THE READERS OF NELSON MARLBOROUGH FISH AND GAME COUNCIL'S FINANCIAL STATEMENTS AND STATEMENT OF PERFORMANCE FOR THE YEAR ENDED 31 AUGUST 2017

Crowe Horwath
New Zealand Audit Partnership
Member Crowe Horwath International

44 York Place
Dunedin 9016 New Zealand

PO Box 188
Dunedin 9054 New Zealand

Tel +64 3 477 5790
Fax +64 3 474 1564

www.crowehorwath.co.nz

The Auditor-General is the auditor of Nelson Marlborough Fish and Game Council (the Fish and Game Council). The Auditor-General has appointed me, Philip Sinclair, using the staff and resources of Crowe Horwath New Zealand Audit Partnership, to carry out the audit of the financial statements and statement of performance of the Fish and Game Council on his behalf.

Opinion on the financial statements and the statement of performance

We have audited:

- the financial statements of the Fish and Game Council on pages 20 to 33, that comprise the statement of financial position as at 31 August 2017, the statement of financial performance and statement of cash flows for the year ended on that date and the notes to the financial statements that include accounting policies and other explanatory information; and
- the statement of performance of the Fish and Game Council on pages 35 to 60.

In our opinion:

- the financial statements of the Fish and Game Council: on pages 20 to 33:
 - present fairly, in all material respects:
 - its financial position as at 31 August 2017; and
 - its financial performance and cash flows for the year then ended; and
 - comply with generally accepted accounting practice in New Zealand in accordance with Public Benefit Entity Simple Format Reporting – Accrual (Public Sector).
- the statement of performance of the Fish and Game Council on pages 35 to 60:
 - presents fairly, in all material respects, the Fish and Game Council's performance for the year ended 31 August 2017, including for each class of reportable outputs:
 - its standards of performance achieved as compared with the forecasts included in the annual operating work plan for the financial year; and
 - its actual revenue and expenses as compared with the forecasts included in the annual operating work plan for the financial year; and
 - complies with generally accepted accounting practice in New Zealand.

Our audit was completed on 15 November 2017. This is the date at which our opinion is expressed.

The basis for our opinion is explained below. In addition, we outline the responsibilities of the Council and our responsibilities relating to the financial statements and the statement of performance, we comment on other information, and we explain our independence.

Basis for opinion

We carried out our audit in accordance with the Auditor-General's Auditing Standards, which incorporate the Professional and Ethical Standards and the International Standards on Auditing (New Zealand) issued by the New Zealand Auditing and Assurance Standards Board. Our responsibilities under those standards are further described in the Responsibilities of the auditor section of our report.

We have fulfilled our responsibilities in accordance with the Auditor-General's Auditing Standards.

We believe that the audit evidence we have obtained is sufficient and appropriate to provide a basis for our opinion.

Responsibilities of the Council for the financial statements and the statement of performance

The Council is responsible on behalf of the Fish and Game Council for preparing financial statements and a statement of performance that are fairly presented and comply with generally accepted accounting practice in New Zealand.

The Council is responsible for such internal control as it determines is necessary to enable it to prepare financial statements and a statement of performance that are free from material misstatement, whether due to fraud or error.

In preparing the financial statements and the statement of performance, the Council is responsible on behalf of the Fish and Game Council for assessing the Fish and Game Council's ability to continue as a going concern. The Council is also responsible for disclosing, as applicable, matters related to going concern and using the going concern basis of accounting, unless there is an intention to merge or to terminate the activities of the Fish and Game Council, or there is no realistic alternative but to do so.

The Council's responsibilities arise from the Public Finance Act 1989, the Crown Entities Act 2004, and the Conservation Act 1987.

Responsibilities of the auditor for the audit of the financial statements and the statement of performance

Our objectives are to obtain reasonable assurance about whether the financial statements and the statement of performance, as a whole, are free from material misstatement, whether due to fraud or error, and to issue an auditor's report that includes our opinion.

Reasonable assurance is a high level of assurance, but is not a guarantee that an audit carried out in accordance with the Auditor-General's Auditing Standards will always detect a material misstatement when it exists. Misstatements are differences or omissions of amounts or disclosures, and can arise from fraud or error. Misstatements are considered material if, individually or in the aggregate, they could reasonably be expected to influence the decisions of readers taken on the basis of these financial statements and the statement of performance.

For the budget information reported in the financial statements and the statement of performance, our procedures were limited to checking that the information agreed to the Fish and Game Council's annual operating work plan.

We did not evaluate the security and controls over the electronic publication of the financial statements and the statement of performance.

As part of an audit in accordance with the Auditor-General's Auditing Standards, we exercise professional judgement and maintain professional scepticism throughout the audit. Also:

- We identify and assess the risks of material misstatement of the financial statements and the statement of performance, whether due to fraud or error, design and perform audit procedures responsive to those risks, and obtain audit evidence that is sufficient and appropriate to provide a basis for our opinion. The risk of not detecting a material misstatement resulting from fraud is higher than for one resulting from error, as fraud may involve collusion, forgery, intentional omissions, misrepresentations, or the override of internal control.
- We obtain an understanding of internal control relevant to the audit in order to design audit procedures that are appropriate in the circumstances, but not for the purpose of expressing an opinion on the effectiveness of the Fish and Game Council's internal control.

- We evaluate the appropriateness of accounting policies used and the reasonableness of accounting estimates and related disclosures made by the Council.
- We evaluate the appropriateness of the reported performance information within the Fish and Game Council's framework for reporting performance.
- We conclude on the appropriateness of the use of the going concern basis of accounting by the Council and, based on the audit evidence obtained, whether a material uncertainty exists related to events or conditions that may cast significant doubt on the Fish and Game Council's ability to continue as a going concern. If we conclude that a material uncertainty exists, we are required to draw attention in our auditor's report to the related disclosures in the financial statements and the statement of performance or, if such disclosures are inadequate, to modify our opinion. Our conclusions are based on the audit evidence obtained up to the date of our auditor's report. However, future events or conditions may cause the Fishing and Game Council to cease to continue as a going concern.
- We evaluate the overall presentation, structure and content of the financial statements and the statement of performance, including the disclosures, and whether the financial statements and the statement of performance represent the underlying transactions and events in a manner that achieves fair presentation.

We communicate with the Council regarding, among other matters, the planned scope and timing of the audit and significant audit findings, including any significant deficiencies in internal control that we identify during our audit.

Our responsibilities arise from the Public Audit Act 2001.

Other Information

The Council is responsible for the other information. The other information comprises the information included on pages 5 to 14, but does not include the financial statements and the statement of performance, and our auditor's report thereon.

Our opinion on the financial statements and the statement of performance does not cover the other information and we do not express any form of audit opinion or assurance conclusion thereon.

In connection with our audit of the financial statements and the statement of performance, our responsibility is to read the other information. In doing so, we consider whether the other information is materially inconsistent with the financial statements and the statement of performance or our knowledge obtained in the audit, or otherwise appears to be materially misstated. If, based on our work, we conclude that there is a material misstatement of this other information, we are required to report that fact. We have nothing to report in this regard.

Independence

We are independent of the Fish and Game Council in accordance with the independence requirements of the Auditor-General's Auditing Standards, which incorporate the independence requirements of the Professional and Ethical Standard 1 (Revised): *Code of Ethics for Assurance Practitioners* issued by the New Zealand Auditing and Assurance Standards Board.

Other than the audit, we have no relationship with, or interests in, the Fish and Game Council.



Philip Sinclair
Crowe Horwath New Zealand Audit Partnership
On behalf of the Auditor-General
Dunedin, New Zealand

Nelson Marlborough Fish and Game Council
Statement of Financial Performance
For the year ended
31 August 2017

	Note	Actual 2017 \$	Budget 2017 \$	Actual 2016 \$
REVENUE				
Fish and Game licence sales	1	494,059	444,457	511,355
Grants and donations	1	20,949	5,043	87,616
Interest	1	7,346	5,027	7,616
Funding from central or local government	1	41,538	-	67,985
Other revenue	1	38,829	5,500	48,713
Total Revenue		602,721	460,027	723,285
EXPENSES				
Outputs				
Species management	2	23,836	19,900	18,058
Habitat protection & management	2	25,014	7,000	49,813
Angler & Hunter participation	2	4,414	6,500	6,155
Public interface	2	1,552	1,200	2,777
Compliance	2	1,664	450	3,586
Licensing	2	21,767	22,823	23,015
Council	2	2,495	3,250	5,243
Planning & reporting	2	7,563	7,000	7,016
Overheads				
Employee related costs	2	341,211	329,904	332,572
Depreciation	4	49,841	-	40,970
Other expenses	2	74,538	62,000	62,653
Total Expenses		553,895	460,027	551,858
Operating Surplus		48,826	-	171,427
Less Other Expenses				
River Advocate		21,841	-	25,641
Wairau Branch Fish Movement Contract		6,517	-	-
		28,358	-	25,641
NET SURPLUS		20,468	-	145,786

Nelson Marlborough Fish and Game Council
Statement of Financial Position
For the year ended
31 August 2017

	Note	Actual 2017 \$	Actual 2016 \$
ASSETS			
Current Assets			
Bank accounts and cash	3	33,571	93,313
Debtors and prepayments	3	46,118	59,555
Bank term deposits	3	186,444	156,958
Total Current Assets		266,133	309,826
Non-Current Assets			
Property, plant and equipment	4	322,934	322,908
Total Non-Current Assets		322,934	322,908
TOTAL ASSETS		589,067	632,734
LIABILITIES			
Current Liabilities			
Creditors and accrued expenses	3	62,711	86,501
Employee costs payable	3	15,182	22,725
Unused donations, grants funding with conditions	3	1,706	1,706
Total Current Liabilities		79,599	110,932
TOTAL LIABILITES		79,599	110,932
NET ASSETS		509,468	521,802
EQUITY			
Accumulated Funds		437,584	461,661
Restricted Reserves		71,884	60,141
TOTAL EQUITY	5	509,468	521,802



Nelson Marlborough Fish and Game Council

Statement of Cash Flows

For the year ended

31 August 2017

	Actual 2017 \$	Actual 2016 \$
CASH FLOWS FROM OPERATING ACTIVITIES		
Cash was received from:		
Licence Sales	510,772	511,355
Grants, donations and fundraising	38,623	87,616
Interest	5,650	7,616
Other revenue	58,099	102,815
Cash was applied to:		
Payments to suppliers & Employees	594,648	557,644
GST (net)	2,310	
Net Cash Flows from Operating Activities	16,186	151,758
CASHFLOW FROM INVESTING & FINANCING ACTIVITIES		
Cash was received from:		
Sale of property, plant and equipment	5,304	50,223
Sale of investments/deposits		
Cash was applied to:		
Purchase of property, plant and equipment	51,747	127,797
Net Cash Flows from Investing and Financing Activities	(46,443)	(77,574)
Net Increase / (Decrease) in Cash	(30,257)	74,184
Opening Cash	250,271	176,087
Closing Cash	220,014	250,271
This is represented by:		
Bank accounts and cash	33,570	93,313
Bank term deposits	186,444	156,958
Total Cash	220,014	250,271

Nelson Marlborough Fish and Game Council

Statement of Accounting Policies

For the year ended

31 August 2017

Reporting Entity

Nelson Marlborough Fish and Game Council is a Public Entity under the Public Finance Act 1989 (Schedule 4). The Council was established on 4 May 1991 with the passing of the Conservation Law Reform Act 1990. These financial statements have been prepared in accordance with Section 153-6 of the Crown Entities Act 2004.

Basis of Preparation

Nelson Marlborough Fish and Game Council has elected to apply PBE SFR-A (PS) Public Benefit Entity Simple Format Reporting - Accrual (Public Sector) on the basis that it does not have public accountability and has total annual expenses of equal to or less than \$2,000,000. All transactions in the Performance Report are reported using the accrual basis of accounting. The Performance Report is prepared under the assumption that the entity will continue to operate in the foreseeable future.

Goods and Services Tax (GST)

The Council is registered for GST. All amounts are recorded exclusive of GST, except for Debtors and Creditors which are stated inclusive of GST.

SIGNIFICANT ACCOUNTING POLICIES

Revenue Recognition

Nelson Marlborough Fish and Game Council derives revenue through the sale of fish and game licences, interest, sale of fish product, contracts, rentals, grants and miscellaneous sales. All are recorded as revenue in the period they are earned.

Licence Revenue

Licence revenue is recognised in relation to the period covered by the Game bird or Fish Licence. Any licence money received for a licence in advance will be treated as a liability.

Grants Received

Grants are recognised as revenue when they become receivable unless there is an obligation in substance to return the funds if conditions of the grant are not met. If there is such an obligation, the grants are initially recorded as grants received in advance and recognised as revenue when the conditions of the grant are satisfied.

Grant From NZFGC

If an annual grant is provided from the New Zealand Fish and Game Council, it is then recognised as revenue when it is received.

Interest

Interest revenue is recorded as it is earned during the year.

Outputs

The Council has allocated expenditure based on the 8 output codes - Species management, Habitat Protection & management, Angler & Hunter participation, Public interface, Compliance, Licensing, Council and Planning & reporting. These are expensed when the related service has been received.



Nelson Marlborough Fish and Game Council

Statement of Accounting Policies

For the year ended

31 August 2017

Employee Related Costs

Wages, salaries, and annual leave are recorded as an expense as staff provide services and become entitled to wages, salaries and annual leave.

Performance payments are recorded when the employee is notified.

Superannuation contributions are recorded as an expense as staff provide services.

Levies to NZFGC

A levy is paid each year to the New Zealand Fish and Game Council for the administration of the New Zealand Fish and Game Council, or redistribution to other Councils and for advocacy and research.

Bank Accounts and Cash

Bank Accounts and cash comprise cash on hand, cheque or savings accounts, and deposits held at call with banks.

Debtors

Debtors represents items the Council has issued invoices for, but has not received payment for at year end. When it is likely the amount owed (or some portion) will not be able to be collected, a provision for impairment is recognised and the loss is recorded as a bad debts expense.

Investments

Investments comprise investments in term deposits with banks.

Deposits with banks are initially recorded at the amount paid. If it appears that the carrying amount of the investment will not be recovered, it will be written down to the expected recoverable amount.

Property, Plant and Equipment

Property, plant and equipment is recorded at cost, less accumulated depreciation and impairment losses.

Significant donated assets are recognised upon receipt at valuation. Significant donated assets for which current values are not readily obtainable are not recognised.

For an asset to be sold, the asset is impaired if the market price for the equivalent asset falls below its carrying amount

For an asset that is used by the Council, the asset is impaired if the value to the Council in using the assets falls below the carrying amount of the assets.

Depreciation is provided rates calculated to allocated the cost of the assets over their estimated useful life. The depreciation rates used are as follows:

Buildings	2.69 - 39.06	% SL
Plant & Equipment	9.00 - 80.40	% DV
Motor Vehicles	31.60 - 36.00	% DV
Office Equipment	11.40 - 60.00	% DV
Land (Para Wetland)	0	% SL

Creditors

Creditors represent liabilities for goods and services provided to the Council prior to the end of the financial year which are unpaid. They are recorded at the amount of cash required to settle those liabilities. The amounts are unsecured and are usually paid within 30 days.



Nelson Marlborough Fish and Game Council
Statement of Accounting Policies
For the year ended
31 August 2017

Game Bird Habitat Stamp Levy

Levies of \$2,626.09 have been collected and are paid to New Zealand Fish and Game Council per the New Zealand Game Bird Habitat Stamp Regulations 1993.

Employee Costs Payable

A liability for employee costs payable is recognised when an employee has earned an entitlement. These include salaries and wages accrued up to balance date and annual leave earned but not yet taken at balance date. A liability and expense for long service leave and retirement gratuities is recognised when the entitlement becomes available to the employee.

Restricted Reserves

Restricted reserves are those reserves subject to specific conditions accepted as binding by the Council and which may not be revised by the Council without specified purposes or when certain conditions are met.

Income Tax

The Council is a Public Benefit Entity and is exempt from the payment of Income tax in terms of the Income Tax Act 2007.

Budget Figures

The Budget figures are derived from the Council budget that was approved at the Council meeting in April 2016.

Tier 2 PBE Accounting Standards Applied

The Council has not applied any Tier 2 Accounting Standards in preparing its financial statements.

Changes in Accounting Policies

There have been no changes in accounting policies. All policies have been applied on a basis consistent with those used on the prior year.



Notes to the Performance Report

For the year ended

31 August 2017

Note 1 : ANALYSIS OF REVENUE	Actual 2017 \$	Budget 2017 \$	Actual 2016 \$
Licence sales			
Fish licence	424,140	370,109	434,403
Game licence	69,919	74,348	76,952
Total	494,059	444,457	511,355
Grants and donations			
Grant from Game Bird Habitat Trust Para Wetland	1,966	-	-
Canterbury Community Trust Donation for Para Wetland	-	-	5,000
National Fish & Game Grant	5,043	5,043	62,606
General Donations for Para Wetland	50	-	4,510
Save NZ Rivers Trust	-	-	15,500
National Fish & Game legal funding	13,890	-	-
Total	20,949	5,043	87,616
Interest			
Interest	7,346	5,027	7,616
Total	7,346	5,027	7,616
Funding from central or local Govt			
River Advocacy Tasman District Council and Marlborough District Council	21,841	-	25,642
DoC Para Wetland Development	19,697	-	23,593
Community Grant from Marlborough District Council for Para Wetland	-	-	6,087
Grant from Ministry for the Environment for Para Wetland Development	-	-	12,663
Total	41,538	-	67,985
Other revenue			
Consultancy fees	27,239	5,500	11,344
Fines/Prosecutions	2,651	-	1,789
Sale of Fish	4,050	-	-
Sale of Access Pamphlets	9	-	22
Sundry Income	2,099	-	578
Gain on sale/disposal of assets	2,781	-	34,980
Total	38,829	5,500	48,713

Nelson Marlborough Fish and Game Council

Notes to the Performance Report

For the year ended
31 August 2017

Note 2 : ANALYSIS OF EXPENSES	Actual 2017 \$	Budget 2017 \$	Actual 2016 \$
Species management			
Population monitoring	7,654	8,500	6,176
Harvest assessment	1,440	1,400	1,434
Hatchery operations	10,508	6,000	5,387
Control	101	-	-
Releases	4,133	4,000	5,061
Total	23,836	19,900	18,058
Habitat protection & management			
Resource management	14,868	-	3,142
Works & management	2,016	-	40,045
Assisted habitat	234	-	110
Assessing & monitoring	7,896	7,000	6,516
Total	25,014	7,000	49,813
Angler & Hunter participation			
Access	477	-	-
Newsletters	3,000	4,000	2,996
Other publications	813	2,000	3,185
Training	124	500	(26)
Total	4,414	6,500	6,155
Public interface			
Communication	-	-	-
Advocacy	450	250	120
Public promotions	1,102	950	2,657
Total	1,552	1,200	2,777
Compliance			
Ranging	720	250	-
Ranger training	944	200	1,034
Compliance	-	-	2,552
Total	1,664	450	3,586

Nelson Marlborough Fish and Game Council

Notes to the Performance Report

For the year ended

31 August 2017

Licensing

Licence production & distribution	939	600	433
Commission	20,828	22,223	21,313
Agent servicing	-	-	1,269
Total	21,767	22,823	23,015

Council

Council meetings	2,495	3,250	5,243
Total	2,495	3,250	5,243

Planning & reporting

Audit fee	6,675	7,000	6,458
National liaison	69	-	76
Reporting	819	-	482
Total	7,563	7,000	7,016

Employee related costs

Salaries and wages and Contract Worker	322,425	308,270	314,016
KiwiSaver contributions	9,831	9,534	9,308
ACC levies	980	2,000	867
Fringe benefit tax	3,258	3,500	2,543
Allowances	1,857	1,965	2,134
Staff training and other expenses	2,860	4,635	3,704
Total	341,211	329,904	332,572

Other expenses

Office premises	18,220	14,750	18,457
Office equipment	2,476	3,700	4,559
Communications	8,651	9,900	9,103
General	690	500	349
Field equipment	4,978	4,450	5,889
Vehicles	27,842	28,700	24,296
GIS System	4,725	-	-
OSH App	6,956	-	-
Total	74,538	62,000	62,653

Nelson Marlborough Fish and Game Council

Notes to the Performance Report

For the year ended
31 August 2017

Note 3 : ANALYSIS OF ASSETS AND LIABILITES	Note	Actual 2017 \$	Actual 2016 \$
Bank accounts and cash			
Current account balance		9,127	25,849
Savings account balance		2,226	48,795
Restricted cash	7	22,198	18,584
Cash on hand		20	85
Total		33,571	93,313
Debtors and other receivables			
Accounts receivable		43,723	58,856
Interest Accrued		2,395	699
Total		46,118	59,555
Investments			
<i>Current portion</i>			
Term Deposits		186,444	156,958
Total		186,444	156,958
Creditors and accrued expenses			
Trade and other payables		27,119	49,009
Fish licence income in advance		32,288	32,373
GST Payable		3,304	5,119
Total		62,711	86,501
Employee costs payable			
Accrued salaries and wages		3,644	4,478
Annual leave		2,419	9,720
PAYE owing		9,119	8,527
Total		15,182	22,725
Unused Grants/donations with conditions			
Water Safety NZ		1,706	1,706
Total		1,706	1,706

Nelson Marlborough Fish and Game Council

Notes to the Performance Report

For the year ended

31 August 2017

Note 4 : PROPERTY PLANT & EQUIPMENT

2017

Asset Class	Opening Carrying Amount	Purchases	Sales/ Disposals	Current Year Depreciation and Impairment	Closing Carrying Amount
Land	200,887	-	-	-	200,887
Buildings	17,131	-	-	408	16,723
Plant & Equipment	11,753	9,806	120	4,909	16,530
Vehicles	88,722	41,693	2,401	42,659	85,355
Office Equipment	4,415	889	-	1,865	3,439
Total	322,908	52,388	2,521	49,841	322,934

2016

Asset Class	Opening Carrying Amount	Purchases	Sales/ Disposals	Current Year Depreciation and Impairment	Closing Carrying Amount
Land	200,887	-	-	-	200,887
Buildings	17,572	-	-	441	17,131
Plant & Equipment	10,451	6,776	3	5,471	11,753
Vehicles	20,293	114,189	14,261	31,499	88,722
Office Equipment	4,407	3,728	161	3,559	4,415
Total	253,610	124,693	14,425	40,970	322,908

Nelson Marlborough Fish and Game Council

Notes to the Performance Report

For the year ended
31 August 2017

Note 5: EQUITY	Actual 2017 \$	Actual 2016 \$
Accumulated Funds		
Balance as at 1 September	461,661	362,115
Surplus/(Deficit)	20,468	145,786
Transfer to Reserves	(44,545)	(46,240)
Movement in Accumulated Funds	-	-
Balance at 31 August	437,584	461,661
Restricted Reserves		
Balance as at 1 September	60,141	18,714
Transfer to Accumulated Funds	(32,802)	(4,810)
Transfer from Accumulated Funds	44,545	46,237
Balance at 31 August	71,884	60,141
Total Equity as at 31 August	509,468	521,802
Breakdown of Restricted Reserves		
Name	Actual 2017 \$	Actual 2016 \$
Fisheries Enhancement		
Balance as at 1 September	2,757	1,404
Transfer from Accumulated Funds	1,771	1,353
Balance at 31 August	4,528	2,757
Game Bird Enhancement		
Balance as at 1 September	868	435
Transfer from Accumulated Funds	879	433
Game Bird Enhancement Expenses	(1,135)	-
Balance at 31 August	612	868
Back Country Fisheries Reserve		
Balance as at 1 September	30,649	16,875
Transfer from Accumulated Funds	22,198	(4,810)
Back Country Fisheries Expenses	(11,679)	18,584
Balance at 31 August	41,168	30,649
Para Wetland Reserve		
Balance as at 1 September	10,367	-
Transfer from Accumulated Funds	19,697	-
Para Wetland Expenses	(19,988)	10,367
Balance at 31 August	10,076	10,367
Save NZ Rivers Restocking Reserve		
Balance as at 1 September	15,500	-
Transfer from Accumulated Funds	-	15,500
Balance at 31 August	15,500	15,500
Total Restricted Reserves	71,884	60,141



Nelson Marlborough Fish and Game Council

Notes to the Performance Report

For the year ended
31 August 2017

Nature and Purpose of Restricted Reserves

Fisheries Enhancement Reserve:	For the enhancement of fishing access within the region.
Game Bird Enhancement Reserve:	For the enhancement of Game Bird Habitat within the region.
Back Country Fisheries Reserve:	For the management of designated back country fisheries.
Para Wetland Reserve:	For the development of the para wetland.
Save NZ Rivers Restocking Reserve:	For the purchase and release of sports fish into rivers within the region.

Note 6 : COMMITMENTS & CONTINGENCIES

Commitments

There are no commitments as at balance date (Last Year - nil)

Contingent Liabilities and Guarantees

There are no contingent liabilities or guarantees as at balance date (Last Year - nil)

Note 7: OTHER

Revenue with Conditions which have not been Recorded as a Liability

The amount of \$22,198.00 from the Non-resident licence fee has been set aside for the purpose of back country fishery management. This has been noted as restricted cash in Note 3

Note 8 : RELATED PARTY TRANSACTIONS

Related-party disclosures have not been made for transactions with related parties that are within a normal supplier of client/recipient relationship on terms and conditions no more or less favourable than those that it is reasonable to expect the Council would have adopted in dealing with the party at arm's length in the same circumstances. (Last Year - nil)

Note 9: EVENTS AFTER BALANCE DATE

There were no events that have occurred after the balance date that would have a material impact on the Performance Report. (Last Year - nil)

Note 10: OUTSIDE GRANTS AND DONATIONS

The following Grants and Donations were received for the continued development of the Para Wetland

BFL Forests \$50.00

DoC Para Wetland Development \$19,697.39

New Zealand Gamebird Habitat Trust \$1,966.00

Note 11: SIGNIFICANT CHANGES

There has been no changes in accounting policies



Nelson Marlborough Fish and Game Council

Notes to the Performance Report

For the year ended
31 August 2017

Note 12: ALLOCATION OF OVERHEADS TO OUTPUT AREAS FOR 2017

In the Statement of service performance, overheads are allocated across the 8 Output areas based on the hours worked within those Outputs over the year. Below is the calculation for distributing the overheads across the output area.

ACTUAL 2017

Output Area	Actual Direct \$	Actual Hours	Allocation of Overheads	Total Costs per Output	Actual 2016
Species management	15,246	1,472	101,764	117,010	87,091
Habitat protection & management	6,090	1,576	108,954	115,044	158,632
Angler & hunter participation	4,405	1,022	70,654	75,059	62,500
Public interface	1,552	285	19,703	21,255	23,993
Compliance	1,664	317	21,915	23,579	23,748
Licensing	939	92	6,360	7,299	8,380
Council	2,495	522	36,088	38,583	35,597
Planning & reporting	7,563	338	23,367	30,930	30,085
Totals	39,954	5,624	388,806	428,760	430,026

Actual Overheads	Actual 2017	Actual 2016
Employee related costs	328,049	328,433
Other expenses	60,757	54,478
Total Overheads to Allocate	388,806	382,911

BUDGET 2017

Output Area	Budget Direct \$	Budget Hours	Allocation of Overheads	Total Costs per Output	Budget 2016
Species management	16,900	1,160	75,006	91,906	105,410
Habitat protection & management	4,500	2,471	159,775	164,275	131,463
Angler & Hunter participation	6,500	957	61,880	68,380	72,148
Public interface	1,200	328	21,209	22,409	29,308
Compliance	450	260	16,812	17,262	20,003
Licensing	600	85	5,496	6,096	16,591
Council	3,250	470	30,390	33,640	26,085
Planning & reporting	7,000	330	21,338	28,338	26,948
Totals	40,400	6,061	391,905	432,305	427,956

Budget Overheads	Budget 2017	Budget 2016
Employee related costs	329,904	307,841
Other Expenses	62,001	72,035
Total Overheads to Allocate	391,905	379,876



STATEMENT OF SERVICE PERFORMANCE
FOR THE YEAR ENDED 31 AUGUST 2017

**STATEMENT OF SERVICE PERFORMANCE
FOR THE YEAR ENDED 31 AUGUST 2017**

INTRODUCTION

As required under Section 26W(2) of the Conservation Act 1987 and Section 41(2)(d) of the Public Finance Act 1989 Fish and Game New Zealand, Nelson Marlborough Region have prepared the following Statement of Service Performance for the 2016 - 2017 financial year.

The Activities of Nelson Marlborough Fish and Game Council are planned under eight output areas detailed in the annual Operating Work Plan. This Statement of Service performance compares actual results against the stated performance measures from the plan. For the purposes of this statement the overhead expenses detailed in the Statement of Financial performance (Administration, Salaries, Leases, Bad Debts and other) have been allocated to each output area on the basis of the proportion of staff time directly expended in each area. Details of some projects are referred to in the Manager's Report, for those projects indicated by an asterisk (*).

MISSION STATEMENT (from Section 26Q(1) of the Conservation Act 1987):

To manage, maintain and enhance the sports fish and game resource in the interests of anglers and hunters.

Summary Budget and Actual for each output Area.

OUTPUT AREA	Budget				Actual 2017				Actual 2016			
	External Costs	Income	Hours	Net Cost	External Costs	Income	Hours	Net Cost	External Costs	Income	Hours	Net Cost
	\$	\$		\$	\$	\$		\$	\$	\$		\$
Species Management	19,900	3,000	1160	91,906	23,836	8,590	1472	117,011	18,060	5,322	1,164	87,091
Habitat Protection	7,000	2,500	2471	164,275	25,014	18,924	1576	115,044	9,801	1,885	2,359	158,633
Angler & Hunter Participation	6,500	-	957	68,380	4,414	9	1022	75,059	6,159	22	882	62,500
Public Relations	1,200	-	328	22,408	1,552	-	285	21,255	2,777	-	332	23,993
Compliance	450	-	260	17,262	1,664	-	317	23,579	3,586	-	316	23,748
Licensing	600	-	85	6,096	939	-	92	7,299	1,702	-	270	8,380
Council	3,250	-	470	33,640	2,495	-	522	38,583	5,243	-	475	35,597
Planning and Reporting	7,000	-	330	28,337	7,563	-	338	30,931	7,016	-	361	30,085
Total	45,900	5,500	6061	432,304	67,478	27,523	5624	428,761	54,344	7,229	6,159	430,026



SPECIES MANAGEMENT

Goal

Maintain sustainable populations of harvestable species at levels to provide for angler and hunter satisfaction while mitigating significant adverse impacts of those species.

Summary of Resources

Code	Project Cluster	Budget				Actual 2017				Actual 2016			
		External Costs	Income	Hours	Net Cost	External Costs	Income	Hours	Net Cost	External Costs	Income	Hours	Net Cost
1110	Population Monitoring	8,500	3,000	715	51,732	7,654	4,540	714	52,497	6,176	5,322	708	46,099
1120	Harvest Assessment	1,400	-	25	3,016	1,440	-	64	5,866	1,434	-	28	3,192
1130	Fish Salvage	-	-	15	970	-	-	-	-	-	-	6	383
1140	Hatchery Operations	2,000	-	-	2,000	10,508	4,050	-	6,458	5,387	-	-	5,387
1160	Releases	8,000	-	205	21,255	4,134	-	531	40,860	5,063	-	228	19,633
1170	Regulations	-	-	22	1,423	-	-	28	1,902	-	-	36	2,301
1180	Control	-	-	178	11,509	101	-	136	9,428	-	-	158	10,097
	Total	19,900	3,000	1160	91,905	23,836	8,590	1472	117,011	18,060	5,322	1164	87,091

1110 Species Monitoring: To efficiently collect data to monitor the regions sports fish and game bird populations.

Objective	Performance Measure	Actual Result 2017	Actual Result 2016
Objective 1111 To monitor fish populations in the major rivers.	Drift dive 20 representative river sites by April. Report to Council by May	55 sites dived within 31 rivers, reported to the fish committee via completed annual fisheries report May 23rd, and full Council June 6 th .	36 sites dived within 23 rivers, reported to the fish committee via completed annual fisheries report May 31 st , and full Council June 14 th 2016.
Objective 1112 Investigate monitor and assist with fish restocking and trap/transfer in the Branch	Report to Council as required	First negotiated heli-transfer release of 400 adult rainbows completed	A negotiated agreement has been reached with Trust-Power over

River in conjunction with the hydroelectric power scheme.		April 21 st , second release scheduled November 2017. Repairs to trap/screens have been delayed by Trust Power due to flow conditions and engineering design considerations for flow reduction through new trap.	Branch/Leatham restocking rates, fish trap modifications, and modifications to stilling basin screens and sluicing activity. First release timed to occur March 2017, trap/screen repairs to be completed by May 2017.
---	--	---	--

Objective 1113	Performance Measure	Actual Result 2017	Actual Result 2016
Trend counts of game birds to assess population trends	Report to the Council within one month of survey. i Paradise Shelduck January ii Black Swan January iii Shoveler Duck August	Paradise shelduck and black swan counts undertaken late January and shoveler in August, summarized in 2017 Game Report to be presented to Game Committee October 31 st , followed by full Council on Nov 29 th .	Paradise shelduck and swan counts undertaken late January and shoveler in August, summarized in 2016 Game report for Game committee/full council consideration, available from NM FG Council office upon request.
Objective 1114	Performance Measure	Actual Result 2017	Actual Result 2016
Assist Cawthron staff with their Salmon Research program	Report as required in staff reports to Council.	Head samples and otoliths provided to Cawthron for analysis, reported in OWP reports	Assistance with Cawthron salmon data collection given as requested.
Objective 1115	Performance Measure	Actual Result 2017	Actual Result 2016
Assess populations of NZ Shoveler Ducks and Mallard Ducks according to agreed national criteria.	Report to Council within one month of surveys	Completed, data forwarded to national coordinator. Work also reported to Council in OWP, with full data presented/discussed within the game report to be presented to Game Committee October 31 st , followed by full Council on Nov 29 th .	Completed, data forwarded to national coordinators. Work also reported to Council in OWP, with full data presented/discussed within the Game Report for Game committee/full council consideration, available from NM FG Council office upon request.

1120: Harvest Assessment: Survey game bird and angler harvests

Objective 1123	Performance Measure	Actual Result 2017	Actual Result 2016
Complete the annual telephone survey of game bird hunters, their regional effort, success rate and harvest.	Review results and report to Game Committee by November	Harvest survey undertaken during season as required, and presented/discussed within the game report to be presented to Game Committee October 31 st , followed by full Council on Nov 29 th .	Harvest survey undertaken during season as required, and presented/discussed within the Game Report for Game committee/full council consideration, available from NM FG Council office upon request.

1130: Fish Salvage

Objective 1131	Performance Measure	Actual Result 2017	Actual Result 2016
Carry out fish salvage as required	Report to Council in staff reports as needed.	None required due to wet summer	One Marlborough salvage event undertaken to shift some adult brown trout from a drying Wairau riverbed braid, reported to Council in OWP.

1140: Hatchery Operations

Objective 1141	Performance Measure	Actual Result 2017	Actual Result 2016
As provided for by MPI licence, continue to rear salmonids within an existing Marlborough freshwater fish farm for use in 'put & take' fisheries, 'kick-starting' flood damage recovery within small fisheries, and additionally Tasman and Marlborough fish out events (see 1161).	Report to Council in staff reports.	Completed, reported to Council within OWP reports and also to the fish committee via completed annual fisheries report May 23rd, and full Council June 6 th .	Ormond hatchery Fish & Game operations are successfully underway, after completing MPI licensing requirements and a contractual arrangement for fish rearing. Reported to the fish committee via completed annual fisheries report May 31 st and full Council June 14 th 2016.



1160: Sports Fishery and Gamebird Enhancement– To investigate and where appropriate, undertake fisheries and gamebird enhancements.

Objective 1161	Performance Measure	Actual Result 2017	Actual Result 2016
Investigate a possible site in Marlborough for a 'Take a Kid Fishing' site in partnership with the Marlborough Anglers club. Look at fishery enhancement opportunities in Marlborough and Nelson.	Report to Council in staff reports as needed.	Partially completed, 2 potential sites identified for Marlborough FO pond subject to consenting requirements. A number of fishery enhancement initiative releases also undertaken. Reported to Council within OWP reports and also to the fish committee via completed annual fisheries report May 23rd and full Council June 6 th .	First Marlborough kids fish-out event held in the Taylor River, Marlborough, reported to the fish committee via completed annual fisheries report May 31 st , and full Council June 14 th 2016.

1170: Regulations: Efficient regulation of sports fishing and gamebird hunting

Objective 1171	Performance Measure	Actual Result 2017	Actual Result 2016
To co-ordinate the preparation and gazettal of the Angler's Notice	Recommend the anglers notice to New Zealand Council by 1 July	Completed, with inclusion of two new back country fisheries.	Completed with significant changes including two new back country fisheries.
Objective 1172	Performance Measure	Actual Result 2017	Actual Result 2016
To co-ordinate the preparation and gazettal of the Game Notice	Recommend game season conditions to the New Zealand Council by 1 March	Completed with mallard/grey daily bag limit reduction from 15 to 8 across the whole region.	Completed with shelduck bag limit adjustments in Tasman/GB.

1180: Game Bird Control: To mitigate the impact of game bird species on pastoral and horticultural land

Objective 1181	Performance Measure	Actual Result 2017	Actual Result 2016
To investigate complaints from landholders experiencing crop depredation	Respond in accordance to Council policy. Summarise in the annual report.	A total of 45 crop depredation permits issued, 17 for pukeko control, 27 for paradise shelduck control and one for dabbling duck control.	A total of 54 crop depredations permits were issued – 5 in Marlborough and 49 in Tasman, as reported within the 2016 Game

			<p>Report. A total of 31 permits were issued for shelduck, 20, for pukeko, 1 for mallards, and 1 for both shelduck/pukeko, and 1 for shelduck/pukeko/mallard. The high Tasman rates reflect growing shelduck population and increased rural residential development.</p>
--	--	--	--



HABITAT PROTECTION AND MANAGEMENT

Goal

To protect and increase suitable habitat for sports fish and game birds to the extent necessary to provide for the recreational interests of anglers and hunters.

SUMMARY OF RESOURCES

Code	Project Cluster	Budget				Actual 2017				Actual 2016			
		External Costs	Income	Hours	Net Cost	External Costs	Income	Hours	Net Cost	External Costs	Income	Hours	Net Cost
1210	RMA	-	-	1136	73,454	14,868	13,890	583	41,300	3,143	-	1119	74,651
1220	Works & Management	-	-	965	62,397	2,016	2,016	652	45,116	32	-	967	61,827
1230	Assisted Habitat	-	2,500	95	3,643	234	3,018	145	7,210	110	1,885	74	2,954
1240	Assessment	7,000	-	275	24,781	7,896	-	196	21,418	6,516	-	199	19,201
	Total	7,000	2,500	2471	164,275	25,014	18,924	1576	115,044	9,801	1,885	2359	158,632

1210: Resource Management Act: To use statutory mechanisms to advocate for protection of the habitats of sports fish and game birds and for the interests of anglers and hunters especially over access to their sports.

Objective 1211	Performance Measure	Actual Result 2017	Actual Result 2016
RMA Planning	Review and respond to regional plans and other plans or policies notified by statutory agencies.	Ongoing Fish & Game engagement with Marlborough Environment Plan continues, with first hearing block to take place late 2017. Engagement in Nelson City Council freshwater planning process has also occurred. Fish & Game representation within the Takaka and Waimea Freshwater Land Advisory processes also continues.	Significant ongoing planning engagement in relation to both Tasman and Marlborough Council's has occurred including a lengthy submission on the Marlborough Environment Plan, Tasman Plan Change 52, and Waimea and Takaka Freshwater Land Advisory Forums.
Objective 1212	Performance Measure	Actual Result 2017	Actual Result 2016
Monitor resource consent applications and mineral licences.	Provide effective representation within the prescribed time	Engagement with a number of new consents has occurred. All new water	A number of consents were processed and submitted on, particularly

		allocation consents provided for by the notified MeP have also been submitted on to ensure consistency with Fish & Game's Marlborough Environment Plan submission.	applications for new water takes signaled within the notified Marlborough Environment Plan. The TDC Global River works consent has been the most significant in terms of staff hours, however a good outcome has been reached on this global consent application.
Objective 1213	Performance Measure	Actual Result 2017	Actual Result 2016
Proactively advocate the interests of anglers and hunters prior to consent applications	Ensure resource developers are aware of Fish and Game interests	Follow up Fish & Game monitoring and input to Tasman's river works continues, to ensure mediated consent conditions are adhered to and implemented within annual river works programs. Input to some Marlborough consent applications for instream activities has also occurred.	Input to Maitai/Roding re-consenting processes provided prior to lodgement. Significant input to TDC River Engineering practices outside global river works consent process undertaken.
Objective 1214	Performance Measure	Actual Result 2017	Actual Result 2016
Monitor, evaluate and respond to hydro power applications, including maintaining involvement in Wairau.	Report to Council in Staff Reports	No new hydro applications within this reporting period and no activation of Wairau Power scheme consent occurred.	No new applications received, and no moves to construct Wairau scheme as yet.

1220: Works and Management: To enhance game bird habitats to maintain self-sustaining wild populations and improve hunting opportunities

Objective 1221	Performance Measure	Actual Result 2017	Actual Result 2016
Undertake planting and maintenance as required in Council Reserves or leases in conjunction with hunters	Report to Council in Staff Reports	Some limited funding was obtained from the Game Bird habitat trust for weed control within Top Valley Wetland next summer.	No initiatives here this year.
Objective 1222	Performance Measure	Actual Result 2017	Actual Result 2016

<p>Implement the Para Wetland Operational Plan.</p>	<p>Reducing willow infestation and enhance water levels, waterfowl habitat and hunting opportunities in Para Swamp with assistance from hunters and other statutory or external agencies. Report to Council in Staff Reports</p>	<p>Ongoing maintenance control of residual willow and other weeds continues, along with significant native plant re-establishment through volunteer program in place with Pernod-Ricard, and also Outward Bound. A spring predator trapping blitz was undertaken over 20 trap nights. One of the better hunting seasons was experienced by around 30 balloted hunters during 2017, due to a combination of good pre-season water levels within the wetland, improved open water habitat development for waterfowl and hunters, and improving wetland productivity through willow removal. Reported within OWP and to be presented to Game Committee October 31st, followed by full Council on Nov 29th, through 2017 Game Report.</p>	<p>Ongoing contractor willow control within Para Wetland has been completed, along with numerous volunteer planting programs in partnership with the new project sponsor Pernod-Richard, reported within the OWP and 2016 Game Report available from NM FG Council upon request.</p>
---	--	---	--

1230: Assisted Habitat: To enhance habitat and hunting or angling opportunities in areas not administered by Fish and Game.

Objective 1231	Performance Measure	Actual Result 2017	Actual Result 2016
<p>Wetland enhancement in conjunction with local authorities and private forestry companies, including gamebird habitat development.</p>	<p>Where possible getting leverage from contractors and Government Agencies funds</p>	<p>Weed control within TDC's Challies Island wetland (cost recovered), and weed control/planting at Nelson Forests Gibbs Rd wetland has occurred. A new long term wetland development is also planned by Nelson Forests at Gibbs Rd (25 year road quarrying proposal). A new wetland at Supplejack Valley was completed (funded by Sumitomo forestry), and 2 additional development</p>	<p>Weed control at the existing Gibbs Rd, and Challies Island wetlands, and consent assistance for a proposed new development, have been undertaken. Development of a forestry company wetland creation partnership with Hancocks (now Sumitomo) is progressing.</p>



		sites agreed upon. All sites above will eventually be balloted for hunting.	
Objective 1232	Performance Measure	Actual Result 2017	Actual Result 2016
Provide advice to landowners regarding pheasant, wetland and fisheries habitat development	Report to Council in Staff Reports	Limited demand for this advice (Biodiversity Advice program now ceased). Reported to Council.	Limited enquiries have been responded to and were reported to Council within the OWP (under 1233 Biodiversity Advice).
Objective 1233	Performance Measure	Actual Result 2017	Actual Result 2016
Provide advice and assist where appropriate to enhancement of salmon spawning within the region in particular the Wairau catchment with external funding support.	Report to Council in Staff Reports	Collection of Wairau wild salmon ova unsuccessful, 3000 salmon fry from Waimakariri source purchased instead. Marlborough Anglers club fund raising for this initiative is progressing. Reported to Council within OWP report under 1161.	Assistance with a salmon smolt release in the Upper Clarence was undertaken with the Kaikoura salmon enhancement Trust and North Canterbury Fish & Game.
Objective 1234	Performance Measure	Actual Result 2017	Actual Result 2016
Represent Fish and Game's interest in the Lee Dam and Waimea Freshwater land Advisory Group.	Report Progress in staff reports to Council	Limited involvement here now Waimea Water Augmentation Committee process has been completed. Reported in OWP under Objective 1211.	Completed, very limited involvement here now as reported within the OWP.

1240: Assess and Monitor: To monitor sports fish and game bird populations within the region

Objective 1241	Performance Measure	Actual Result 2017	Actual Result 2016
To assess and monitor suitable Salmon and Trout spawning waters on a rotational basis, to provide information for planning and statutory advocacy.	Priority areas include Wairau, Pelorus and Motueka catchments. Report annually in August.	Completed within a number of tributaries as reported in OWP. Greater detail provided to the fish committee via a completed 2017 annual fisheries report May 23rd, and full Council June 6 th . Note the timing of the fisheries report	Completion of work within a number of tributaries of the priority catchments reported in the OWP, with full data presented discussed within the annual fisheries report, presented to the fisheries committee via a completed annual

		means it does not capture work undertaken May-August 2017 - this work will be captured in next year's fisheries report but is reported in August via OWP in the interim.	fisheries report May 31 st and full Council June 15 th 2016. Digitization of our spawning records was also undertaken.
Objective 1242	Performance Measure	Actual Result 2017	Actual Result 2016
Assist with protection of waterways from didymo, support any research initiatives that arise through NMIT students, in relation to treatment trials through elevation of dissolved reactive phosphorus within rivers such as the Takaka.	Appoint a Didymo advocate if external funding is available.	Completed in both Tasman and Marlborough, with 'advocacy presence' at suitable public events. NMIT student research on Didymo actively supported by Fish & Game, through use of fish tanker to move water to laboratory, and procurement of national FG research funding for the coming field season.	Completed in both Marlborough and Tasman, with 'presence' at a number of public events achieved.



ANGLER AND HUNTER PARTICIPATION AND SERVICES

Goals

To encourage angler and hunter participation while maintaining the quality of the recreational experience.

SUMMARY OF RESOURCES

Code	Project Cluster	Budget				Actual 2017				Actual 2016			
		External Costs	Income	Hours	Net Cost	External Costs	Income	Hours	Net Cost	External Costs	Income	Hours	Net Cost
1310	Access	-	-	80	5,173	477	-	83	6,220	-	-	61	3,898
1320	Satisfaction Survey	-	-	160	10,346	-	-	300	20,715	-	-	141	9,010
1330	Newsletters	4,000	-	132	12,535	3,000	-	88	9,052	3,000	-	131	11,371
1340	Other Publications	2,000	-	5	2,323	813	9	7	1,288	3,185	22	3	3,355
1350	Training	500	-	370	24,424	125	-	292	20,355	(26)	-	346	22,052
1360	Club Relations	-	-	210	13,579	-	-	252	17,429	-	-	201	12,813
	Total	6,500	-	957	68,380	4,414	9	1022	75,059	6,159	22	883	62,500

1310: Angler and Hunter Access: Establishing practical access to fishing and hunting areas, and identifying these with signs as appropriate

Objective 1312	Performance Measure	Actual Result 2017	Actual Result 2016
Maintenance of physical access, including signs on site which conform to national sign standards, with assistance from external agencies	Report to Council in Staff Reports	Completed where required or requested. Reported in OWP.	Sign replacement and track clearance has been undertaken when required.
Objective 1313	Performance Measure	Actual Result 2017	Actual Result 2016
Negotiation with landowners, government departments and local authorities for continued or improved hunter access	Report to Council in Staff Reports	Two trial pheasant hunts held on Rabbit Island for the 2017 game season. Nelson City Council administered Wakapuaka hunting access maintained. Hunting access to Sumitomo wetland	Ongoing liaison with NCC and TDC over hunter access to Waimea Inlet/Rabbit Island was undertaken, along with organised hunts at Golden Bay on DOC land, and Wakapuaka on

		development areas has also been negotiated.	NCC land.
Objective 1314	Performance Measure	Actual Result 2017	Actual Result 2016
Liaise with Walking Access NZ to promote access issues as required.	Undertake action to enhance priority areas and report to Council in Staff Reports	Undertaken in relation to Riuwaka subdivision esplanade proposal. Reported in OWP under 1212.	Limited engagement as required, in relation to Riuwaka Access, and Rainbow Station.

1320: Satisfaction Surveys: To encourage maximum angler and hunter participation while maintaining the quality of angler or hunter experience and licence holder satisfaction with Fish and Game and their sport.

Objective 1321	Performance Measure	Actual Result 2017	Actual Result 2016
Back Country user satisfaction surveys – Undertake surveys of NM anglers on their present satisfaction levels in relation to back country fisheries. Investigate implementation of controlled fisheries if necessary.	Provide Council with report and recommendations	Users of Travers and Goulter back country fisheries surveyed and satisfaction level results were presented August 22 to a guides meeting and Fish Committee members in attendance. Several years additional survey data will be required until recommendations around controlled fishery implementation are able to be made.	Goulter and Travers River’s designated as back country fisheries. Travers selected in preference to Deepdale due to higher current use rates.
Objective 1322	Performance Measure	Actual Result 2017	Actual Result 2016
Deepdale and Sabine River Investigations. Assess and carryout drift dive surveys on selected reaches of the rivers and or tributaries, and assist West Coast with drift diving the Karamea River	Report back to Council in Staff Reports	Upper Wairau and Upper Matakaitaki designated instead of Deepdale/Sabine after further user group consultation and fish committee recommendation to full Council. Reported in OWP and annual fisheries reports.	

1330: Newsletters, Maintain contact with licence holders and interest groups



Objective 1331 & 1332	Performance Measure	Actual Result 2017	Actual Result 2016
Produce supplements for two national magazines	Distribute to all licence holders and interested parties by one month prior to the opening of each season	National magazine supplements produced and magazines distributed to all licence holders by National office.	National magazine supplements produced and magazines distributed to all licence holders by National office.
Objective 1333	Performance Measure	Actual Result 2017	Actual Result 2016
Produce regional monthly Ezine with assistance of local anglers and hunters	Provide content to national coordinators as required	Completed on time each month as required.	Completed on time every month.
Objective 1334	Performance Measure	Actual Result 2017	Actual Result 2016
Update and actively enhance website including development of videos	Provide regular content for website/facebook	National redesign and launch of new mobile friendly website design completed. Regional face book maintained with regular licence-holder interest posts.	Completed, linked to from regional face book posts. Website currently undergoing redesign nationally.

1340: Publications: Publicise matters of interest to licence holders and user groups

Objective 1341	Performance Measure	Actual Result 2017	Actual Result 2016
Continue to update and reprint access pamphlets as required.	Respond to vendor / licence holder demand	Completed	Completed

1350: Angler and Hunter Training: Encourage and support new anglers and hunters

Objective 1351	Performance Measure	Actual Result 2017	Actual Result 2016
Continue support for adult and school 'Fish and Game' programmes	Report to Council by August	Completed, adult hunts course assisted by staff.	Completed, adult hunts course assisted with by staff.
Objective 1352	Performance Measure	Actual Result 2017	Actual Result 2016
Co-ordinate 3 early season fishing	Report to Council by February	Two adult fishing clinics attended.	One 'Training the trainers' event and



clinics in conjunction with clubs		Reported in OWP	one river crossing wader safety event held. Early season Tasman Youth fishing club also events assisted with.
Objective 1353	Performance Measure	Actual Result 2017	Actual Result 2016
Promote annual pre-season sporting clay events.	Report to Council in Staff Reports	One clay shoot attended, and one pre-season hunter evening. Reported in OWP	Two organized hunter events, one pre-season hunter evening, and one pre-season clay-bird shoot attended.
Objective 1354	Performance Measure	Actual Result 2017	Actual Result 2016
Process applications for Fishing Competitions and educational permits as required	Respond to applications within five working days. Report to Council by August	Four educational permits issued upon request.	Four educational permits were issued. No fishing competition permits issued, due to lack of demand.
Objective 1355	Performance Measure	Actual Result 2017	Actual Result 2016
Assist with Take a Kid Fishing programs associated with Fish Out Pond in both Tasman and Marlborough	Staff and councillor assistance with Fish Out ponds	Three Tasman events were attended. A Marlborough event was unable to be held due to site water quality issues so a release into the Taylor junior fishery was instead completed.	Staff assisted with 4 Tasman events and 1 Marlborough event

1360: Club Relations: Encourage and support participation in angling and hunting through clubs and a positive view of Fish and Game

Objective 1361	Performance Measure	Actual Result 2017	Actual Result 2016
Hold regular liaison or meetings with all clubs	Report to Council by August	Attendance and presentation to both Nelson and Marlborough Angler clubs was undertaken. Reported in OWP.	Regular attendance and several presentations have been given to both Nelson and Marlborough Anglers clubs.
Objective 1362	Performance Measure	Actual Result 2017	Actual Result 2016
Respond to enquiries from licence holders and members of the public concerning angling and hunting.	Meet demand	Ongoing daily/weekly responses to licence holder phone calls, emails, and drop in visits completed.	Ongoing daily/weekly responses to licence holder phone calls, emails, and 'drop-in' visits completed.

PUBLIC RELATIONS

Goal

To maximise public awareness of the values associated with the sports fish and game bird resource, and support for the management role of Fish and Game New Zealand.

SUMMARY OF RESOURCES

Code	Project Cluster	Budget				Actual 2017				Actual 2016			
		External Costs	Income	Hours	Net Cost	External Costs	Income	Hours	Net Cost	External Costs	Income	Hours	Net Cost
1410	Liaison	-	-	20	1,293	-	-	36	2,490	-	-	20	1,278
1420	Communication	-	-	133	8,600	-	-	120	8,260	-	-	137	8,723
1430	Advocacy	250	-	45	3,160	450	-	64	4,840	120	-	47	3,092
1440	Public Promotions	950	-	100	7,415	1,102	-	25	2,830	2,657	-	105	9,367
1460	Visitors/Education	-	-	30	1,940	-	-	41	2,835	-	-	24	1,534
	Total	1,200	-	328	22,408	1,552	-	286	21,255	2,777	-	333	23,993

1410: Liaison: Liaison with other statutory authorities as required under the Conservation Act

Objective 1411	Performance Measure	Actual Result 2017	Actual Result 2016
Regular liaison with Department of Conservation staff and with Conservation Board.	Report in staff reports to Council	DOC representatives attended at least 50% of Council meetings, manager attended and presented to, the Motueka Conservation Board meeting, including FG concerns around direct discharge of 1080 pellets into waterways. Reported in OWP.	Liaison with DOC over issues around 1080 discharge to waterways consuming a considerable amount of staff time. Liaison also occurred over the new NM back country fisheries.



1420: Communication: Liaison with environmental groups, local authorities, iwi, and resource users to ensure hunting and angling and Fish and Game interests are recognised and provided for

Objective 1421	Performance Measure	Actual Result 2017	Actual Result 2016
Foster opportunities for contact and consultation with user groups, service groups, conservation groups, landowners and schools, to promote sports fish and game, and develop resource material.	Report to Council	Contact with a range of groups occurred including Riuwaka catchment residents, Ngatimoti residents, Murchison residents, NZ Landcare Trust, Rainbow station staff, NZ jet boaters association, community river care meetings, and a Tapawera landowner. Reported in OWP.	Contact with a wide range of groups occurred including Forest & Bird (presentation), NZ Landcare Trust, Federated Farmers, Forestry companies, Waimea Inlet Forum, Environmental Defence Society, and Greenpeace.
Objective 1422	Performance Measure	Actual Result 2017	Actual Result 2016
Liaison with local MPs on a six monthly basis	Report to Council by August	The manager attended an event held as part of the Sumitomo forest purchase process, which had Nick Smith in attendance. Reported in OWP.	Meeting with Damien O'Connor completed, and attendance of MFE/Nick Smith roadshow on "Next Steps for Freshwater" also attended.
Objective 1423	Performance Measure	Actual Result 2017	Actual Result 2016
Liaison with iwi on matters of mutual interest	Report to Council	Liaison occurred during attendance of a conservation board meeting in Motueka. Reported in OWP	Meetings were held with both Ngati Tama and Ngati Apa representatives over the Marlborough Environment Plan, and contact with 6 other Iwi in relation to the Marlborough Environment Plan was also made.
Objective 1424	Performance Measure	Actual Result 2017	Actual Result 2016
Liaison with local authorities on at least 6 occasions each year	Report to Council	Completed – reported in OWP under 1424, 1211, and 1212.	Specific and planned meetings along with more general communications occurred with local authority staff and some Councilors on a range of topics. Reported in OWP.

1430: Advocacy: Acceptance of sport fishing and game bird hunting and community support for Fish and Game NZ management

Objective 1431	Performance Measure	Actual Result 2017	Actual Result 2016
Advocacy of fish and game topics in all local and relevant national media.	20 media contacts per annum in addition to regular media fishing/hunting updates	Only 14 additional media contacts achieved due to high summer workload in drift dive output area.	Completed.
Objective 1432	Performance Measure	Actual Result 2017	Actual Result 2016
Pastoral Lease Tenure Review related activities in the Marlborough High Country.	Liaison with run-holders, inspections of properties and writing reports on Fish and Game interests in each station as they are reviewed	Nil activity to respond to here this year.	Nil activity here except for flagging Fish & Game's interest to the Overseas Investment Office in relation to the purchase of Rainbow Station (Rainbow has yet to complete the tenure review process).



1440 Public Promotions: To Promote Freshwater Biodiversity, Hunting and Fishing As Exciting and Valid Recreational Pursuits

Objective 1442	Performance Measure	Actual Result 2017	Actual Result 2016
Co-sponsor activities to promote Fish and Game.	Report to Council annually	Staff attended a Nelson Hunting & Fishing sponsored “learn to fly fish evening”, along with a pre-season duck night. A Blenheim Hunting and Fishing pre-season duck night was also attended. The region again hosted Didymo advocacy programs. Reported in OWP.	Delivery of the annual Didymo awareness program funded by MPI through Marlborough/Tasman Councils was undertaken. One wader safety training course provided for by F&G & NZDA using water safety NZ funding. A collaborative Didymo research pilot trial project was also setup with NIWA/NNMIT.
Objective 1443	Performance Measure	Actual Result 2017	Actual Result 2016
To enhance displays and use these for field days and other promotions high use venues	Report to Council in Staff Report as required	Marlborough and Nelson AMP shows, and Nelson Lakes Powerboat regatta attended by Didymo advocates. Reported in OWP.	Manned stalls at AMP shows and one Clay bird shoot attended. Promotional Fish & Game signage at Anatoki salmon farm installed.
Objective 1444	Performance Measure	Actual Result 2017	Actual Result 2016
To participate in world wetlands day as per national policy	Attend or host a celebratory event	Planned Para Wetland Pernod Ricard/CVNZ working day did not eventuate due to Kaikoura earthquake, and all Pernod-Ricard staff committed to earthquake recovery work.	A celebratory volunteer work day with 20 Pernod-Ricard staff was undertaken within Para Wetland to celebrate World Wetlands day.

1450 Visitor Facilities / Education: To undertake displays of Fish and Game activity and educate the public on angling, hunting and Fish and Game activities

Objective 1451	Performance Measure	Actual Result 2017	Actual Result 2016
Maintain regular contact with schools to promote angling and hunting and Fish and Game	Report to Council annually	NMIT sponsored fish in schools program continues with several schools in the region hosting a salmon tank.	Our FG interface with the NMIT/Aquaculture ‘fish in schools’ program continues.

activities in intermediate and certain high schools in the region, including supporting 'Fish in Schools programme'.			
Objective 1452	Performance Measure	Actual Result 2017	Actual Result 2016
To engage with Tertiary Institutes to support Students to undertake Fish & Game project	Report to Council in Staff Reports	NMIT student Keith Nolan's dissertation project on Didymo continues to be supported by Fish & Game. Reported under 1242 in OWP.	NMIT work experience program continues, in partnership with salmon rearing/provision.

COMPLIANCE

Goal

To protect the sports fish and game bird resource and its user management through enforcement and education of legislative requirements.

SUMMARY OF RESOURCES

Code	Project Cluster	Budget				Actual 2017				Actual 2016			
		External Costs	Income	Hours	Net Cost	External Costs	Income	Hours	Net Cost	External Costs	Income	Hours	Net Cost
1510	Ranging	250	-	140	9,302	720	-	179	13,085	1,034	-	169	11,801
1520	Ranger Training	200	-	55	3,756	945	-	76	6,166	-	-	44	2,812
1530	Compliance	-	-	65	4,203	-	-	63	4,328	2,552	-	103	9,134
	Total	450	-	260	17,262	1,664	-	318	23,579	3,586	-	316	23,747

1510: Ranging: To achieve an annual 10% coverage of licence holders and seek a 95% compliance rate in order to ensure compliance with legislation in the interests of licence holders

Objective 1511	Performance Measure	Actual Result 2017	Actual Result 2016
To maintain adequate ranging to meet the 10% coverage of licence holders,	Report to Council in August	338 fishing licence checks (338/3194AWS = 10.6%) were undertaken by rangers and 162 game licence checks (162/1006 = 16.1%) were completed. This is a significant overall increase on last year's performance, and very pleasing.	188 fishing licence checks (188/3733 = 5.03%) were undertaken by rangers and 107 game licence checks/verifications (107/947 = 11.3%) were completed. Increasing training and Health & Safety requirements including an inability to use the work boat over the last few summers has led to a reduction in our annual ranging effort – more use of additional non-resident licencing will be utilized this summer to address this, and the work Boat now meets Maritime NZ requirements so is available for staff use now. Warrantless powers of entry and or search (Sec 39 Wildlife Act 1953 and Sec 40



			Conservation Act 1987) were exercised on 14 occasions while carrying out gamebird hunter ranging.
--	--	--	---

1520: Ranger Training

Objective 1521	Performance Measure	Actual Result 2017	Actual Result 2016
To undertake adequate training of new and existing honorary rangers.	Twice yearly preseason meetings Report to Council by August	14 NM rangers underwent formal training at a CERT course, as reported in OWP. Due to lack of attendance, pre-season meetings have been dropped in preference to a preseason newsletter and written question answer scenario sheets. Reported in OWP.	Completed, reported to Council bimonthly. Four new rangers appointed, and four rangers did not seek reappointment.

1530: Compliance/Prosecutions

Objective 1531	Performance Measure	Actual Result 2017	Actual Result 2016
To efficiently undertake prosecutions of offenders	Under Council policy, offering diversion, or laying information and/or providing material to prosecutors within 20 working days of receiving reports Summarise in Annual Report	Offence notices were issued as follows: Fishing without a licence: 5; Fishing closed waters: 1; failure to produce licence: 3; shooting quail out of season: 1; possession of lead shot: 2. All offences were dealt with via reparation or a warning letter. Reported in OWP	13 fishing offences and 1 hunting offence were detected.

LICENSING

Goal

To optimise the sale of angling and hunting licences as valued products.

SUMMARY OF RESOURCES

Code	Project Cluster	Budget				Actual 2017				Actual 2016			
		External Costs	Income	Hours	Net Cost	External Costs	Income	Hours	Net Cost	External Costs	Income	Hours	Net Cost
1610	Licensing	600	-	20	1,893	939	-	38	3,567	-	-	-	-
1620	Agent Servicing	-	-	65	4,203	-	-	54	3,732	1,702	-	105	8,380
	Total	600	-	85	6,096	939	-	92	7,299	1,702	-	105	8,380

1610: Licensing: To ensure the efficient process of fishing and hunting licences

Objective 1611	Performance Measure	Actual Result 2017	Actual Result 2016
To liaise with Eyede to ensure the efficient and effective delivery of licences to licence holders and to vendors. To undertake market analysis of licence holder data and work with the national public awareness manager	The number of contacts with Eyede and the number of outstanding payments and/or concerned vendors	Regular contact with Eyede to ensure the smooth administration of licencing issues in the region was maintained throughout the year.	Regular contact with Eyede to ensure the smooth administration of licensing issues in the region has been maintained over the year.
Objective 1621	Performance Measure	Actual Result 2017	Actual Result 2016
To liaise with vendors and keep them informed on Fish and Game activities	Number of contacts with vendors	All agents now selling licences online. Contact with agents has been made as and when required.	All agents are now selling all licences online. A minimum of 2 email and phone contacts has been made with all agents



COUNCILS

Goal

To provide for the democratic governance of the fish and game system by fish and game licence holders.

SUMMARY OF RESOURCES

Code	Project Cluster	Budget				Actual 2017				Actual 2016			
		External Costs	Income	Hours	Net Cost	External Costs	Income	Hours	Net Cost	External Costs	Income	Hours	Net Cost
1710	Council Election	-	-	-	-	-	-	-	-	-	-	20	1,278
1720	Council Meeting	3,250	-	470	33,640	2,495	-	522	38,583	5,243	-	455	34,319
	Total	3,250	-	470	33,640	2,495	-	522	38,583	5,243	-	475	35,597

1710: Council Meetings: To enable angler and hunter participation in Council elections

Objective 1711	Performance Measure	Actual Result 2017	Actual Result 2016
Managing the election process, should this be required		Hours placed into next year's OWP for this task.	Council election completed in October 2015. Changes in Council membership took effect from December 2015 with three retiring Councillors and three new.

1720: Council Meetings: To provide efficient management and operation of the council

Objective 1720	Performance Measure	Actual Result 2017	Actual Result 2016
Effective direction of the management of the Council's business.	Prepare Information, agendas, reports and minutes Conduct at least six meetings of the Council	Completed.	Meetings scheduled and completed as required



PLANNING AND REPORTING

Goal

To ensure cost efficient and appropriate business management of fish and game resources.

SUMMARY OF RESOURCES

Code	Project Cluster	Budget				Actual 2017				Actual 2016			
		External Costs	Income	Hours	Net Cost	External Costs	Income	Hours	Net Cost	External Costs	Income	Hours	Net Cost
1810	Management Plan	-	-	-	-	-	-	6	415	-	-	-	-
1820	Annual Planning	-	-	75	4,849	-	-	45	3,078	-	-	62	3,930
1830	Reporting	7,000	-	120	14,759	7,563	-	51	11,091	6,940	-	115	14,289
1840	National Liaison	-	-	135	8,729	-	-	236	16,346	76	-	185	11,866
	Total	7,000	-	330	28,338	7,563	-	338	30,930	7,016	-	361	30,085

1810: Sports Fish and Game Bird Management Plan

Objective 1811	Performance Measure	Actual Result 2017	Actual Result 2016
To implement the Sports Fish and Game Management Plan	Report to Council as required	Referenced within a number of resource management advocacy processes, and used as a guide to assist back country fishery designation process.	Referenced to in a number of statutory RMA processes, and also used to guide selection of back country fisheries for designation consideration.

1820: Annual Planning

Objective 1821	Performance Measure	Actual Result 2017	Actual Result 2016
Prepare an Operational Work Plan and Budget for the forthcoming year	Present to Council by April	The OWP was formally approved by the Council to go to the managers meeting at the April Council meeting.	The OWP was formally approved by the Council to go to the managers meeting at the April Council meeting.



1830: Reporting and Audit

Objective 1831	Performance Measure	Actual Result 2017	Actual Result 2016
Prepare Annual Report and Financial Statements for the year ended 31 August	Present to Council and have a public meeting by November 30 and to Parliament by 31 December	The 2015-16 Annual report was approved at the 29 November meeting and provided to Parliament in December.	The 2014-15 Annual Report was approved at the 24 th November Council meeting and provided to Parliament in December.

1840: National Liaison

Objective 1841 & 1842	Performance Measure	Actual Result 2017	Actual Result 2016
National liaison and Advocacy to support or advise NZ F&G Council for national analysis or policy issues.	Report to Council in Staff Reports	Liaison with national public awareness staff and CEO occurred over a number of issues including Kahurangi National Park 1080 issues, Waikoropupu Springs WCO, Marlborough Environment Plan, and TDC water management planning. Reported in OWP.	Liaison with national public awareness staff and CeO occurred over a number of issues, including a South Island staff conference, Karamea Road proposal, 1080, development of SOP's, and back country fishery designation/regulation changes.